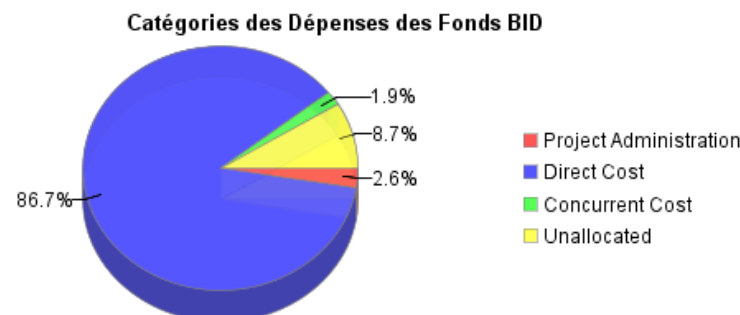
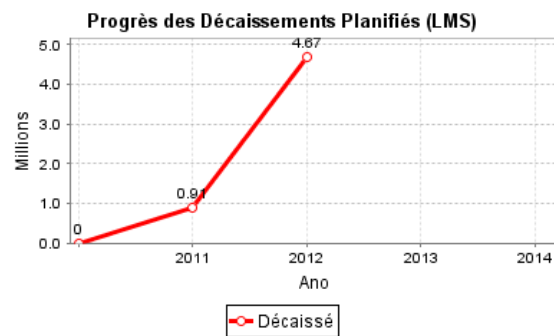
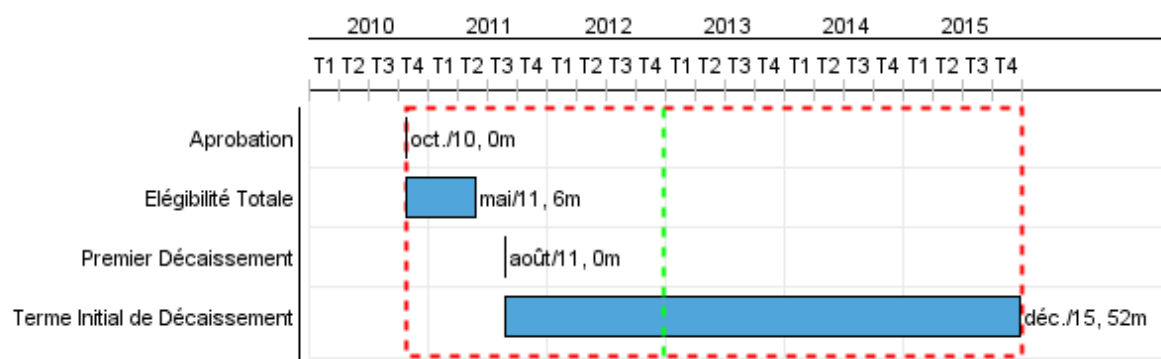


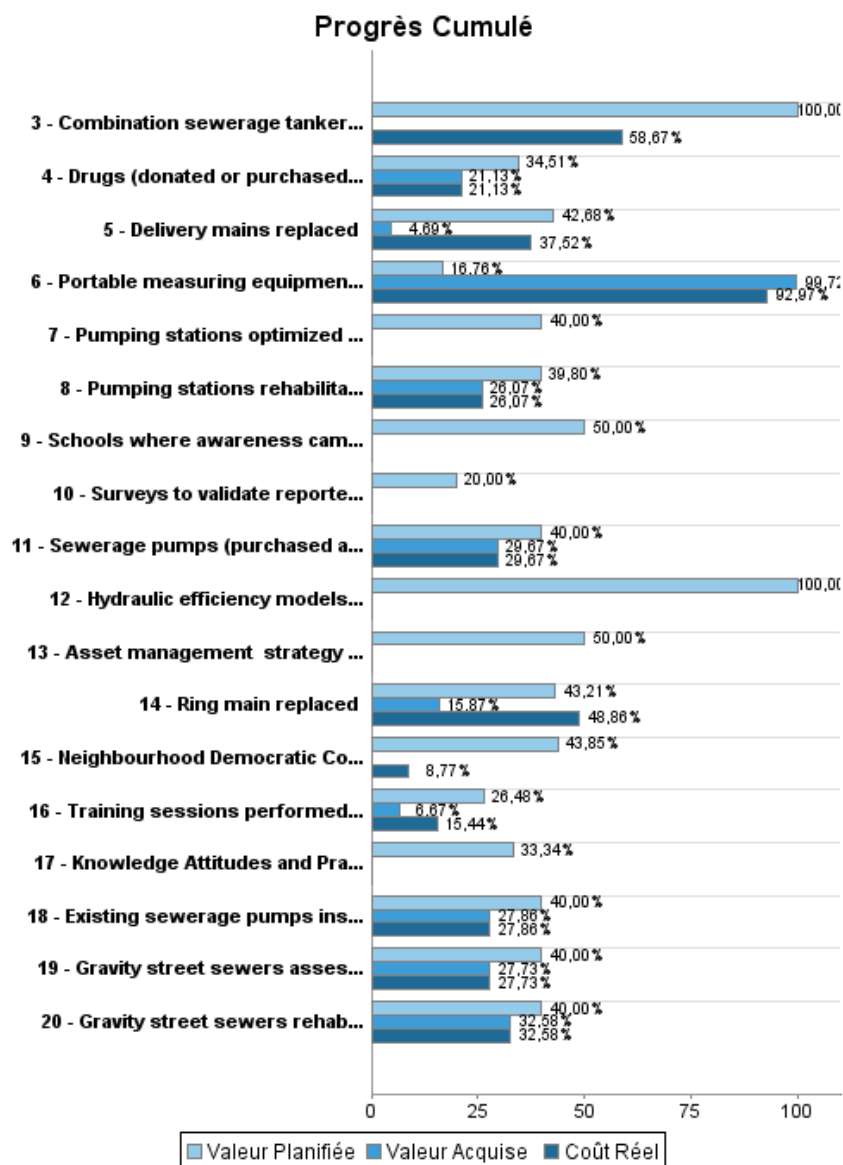
## Rapport Résumé

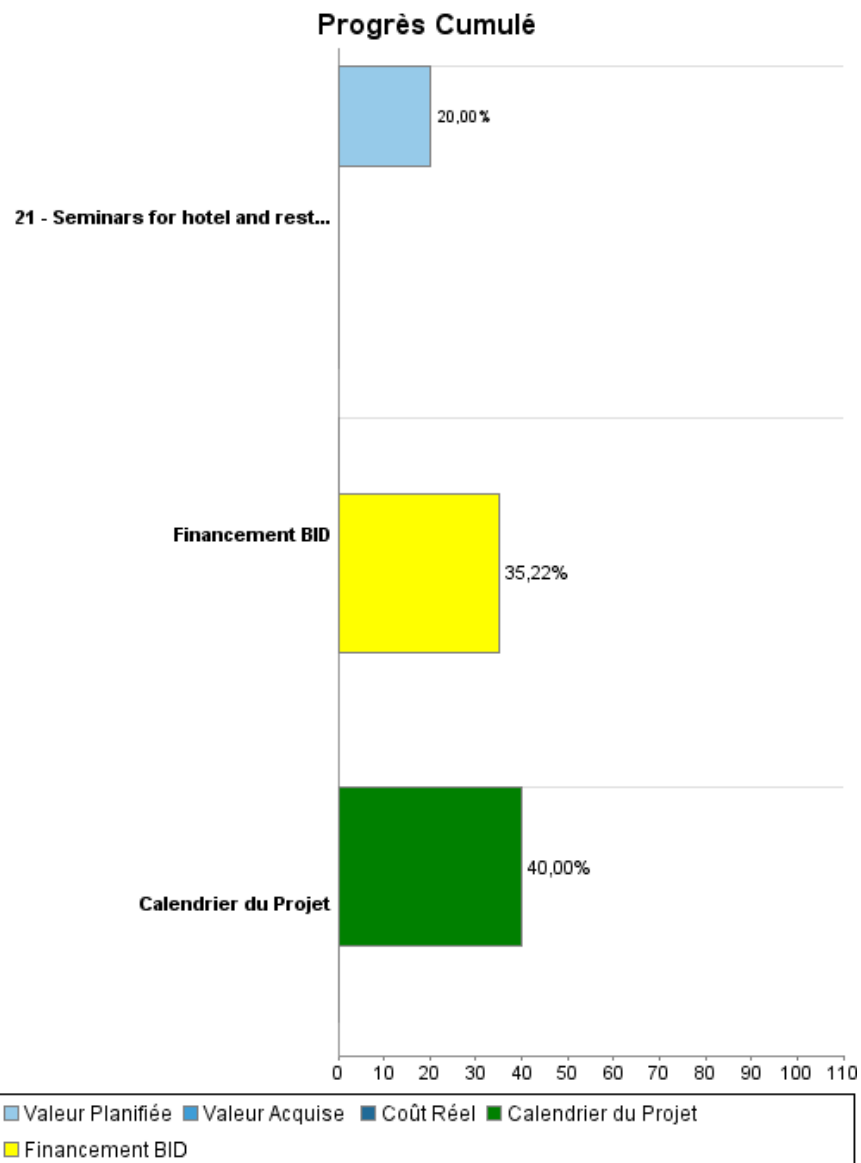
Données Générales		Fonds Disponibles (US\$)	Coût Total et Source de Financement
Agence d' Exécution (EA):	Guyana Water Incorporated		
Secteur:	WATER AND SANITATION		
Numéro(s) de Prêt(s):	2428/BL-GY	Montant Courant Approuvé:	9.500.000,00
Étape:	Approved	Montant Décaissé à ce Jour:	3.345.664,05
Type d' Opération:	INV - Investissement	% Décaissé:	35,22
Opération(s) Connexe(s):	GY-P1007, RG-P1400	Solde:	6.154.335,95
Sous-Type de l'Opération:	ESP - Specific Investment Operation		
		Initial BID:	9.500.000,00
		Courant BID:	9.500.000,00
		Pari Passu:	95,00
		Cofinancement/Pays:	500.000,00
		Estimation Initiale:	10.000.000,00
		Période d'Amortissement (mois):	288

Catégorie d'Impact Environnemental et Social du Projet	Reformulation	Validation
Catégorie d'Impact Environnemental et Social du Projet:	B ( ) Les objectifs du projet ont-ils été reformulés?	Validé par le Chef de Division: 25-sep-2012 Validé par le Représentant: 27-sep-2012



## Progrès Cumulé à 2012





## Résultats

**Résultat:** Georgetown sewerage system performance improved

Indicateur	Unité de Mesure	Ligne de Base	Année Ligne de Base		2011	2012	2013	2014	2015	Fin du Projet
Households served by an improved sewerage system	Houesholds		2010	P A				8,500.00	4,500.00	13,000.00

**Résultat:** GWI capacity to Operate and Maintain assets increased

Indicateur	Unité de Mesure	Ligne de Base	Année Ligne de Base		2011	2012	2013	2014	2015	Fin du Projet
Staff- hours spent on preventive maintenance activities per year	Hours	8,017.00	2009	P A	8,017.00 8,017.00	8,017.00	9,220.00	10,602.00	12,193.00	12,193.00

**Résultat:** Energy use in Guyana Water Incorporated (GWI) improved

Indicateur	Unité de Mesure	Ligne de Base	Année Ligne de Base		2011	2012	2013	2014	2015	Fin du Projet
Energy consumption in 12 pilot facilities	MWh/year	3,300.00	2009	P A	3,300.00 3,300.00	3,000.00	2,900.00	2,700.00	2,600.00	2,600.00

**Résultat:** Water-related Neglected Tropical Diseases controlled and, where feasible, eliminated in Region 4

Indicateur	Unité de Mesure	Ligne de Base	Année Ligne de Base		2011	2012	2013	2014	2015	Fin du Projet
Soil-Transmitted Helminthiasis (STH) and Lymphatic filariasis (LF) prevalence estimated	Assessments		2010	P A		1.00	1.00		1.00	3.00
Prevalence of Lymphatic filariasis (LF) infection	% of population infected	20.00	2001	P A		5.00	2.00		1.00	1.00
Prevalence of Soil-Transmitted Helminthiasis (STH) infection	% of population infected	25.00	2009	P A		25.00	16.00		10.00	10.00
% of surveyed individuals who know key facts about the diseases (e.g. their causes and symptoms) and about MDA (e.g. that it is harmless, free, targeted at the entire population etc.)	Percentage		2009	P A		40.00	60.00		80.00	80.00

## Produites: Progrès Physique et Financier Annuel 2012

Description	Unité de Mesure	Physique				Financier			
		Planifié	Réel	Unités Cumulées	Unités FDP	Planifié	Réel	Coûts Cumulées	Coûts FDP
<b>Rehabilitation of Georgetown s sewerage system</b>									
Ring main replaced	Kilometers	2,00			5,50	1.145.000,00	1.126.000,00		3.413.871,00
Delivery mains replaced	Kilometers	2,00			6,00	162.000,00	140.000,00		426.399,00
Sewerage pumps (purchased and) installed	Pumps				24,00	719.975,20	534.000,00		1.799.938,00
Existing sewerage pumps installed	Pumps				9,00	27.274,40	19.000,00		68.186,00
Gravity street sewers assessed	Sewer basins				1,00	220.707,60	153.000,00		551.769,00
Pumping stations rehabilitated	Pumping stations				9,00	58.000,00	38.000,00		145.741,00
Gravity street sewers rehabilitated	Meters				200,00	46.648,80	38.000,00		116.622,00
Combination sewerage tanker purchased	Tankers	1,00			1,00	150.000,00	88.000,00		150.000,00
<b>Institutional strengthening of Guyana Water Inc. (GWI)</b>									
Asset management strategy developed	Strategies				1,00	75.000,00			150.000,00
Training sessions performed within Guyana Water Inc. (GWI) on wastewater management and energy efficiency	Training sessions	3,00	1,00		10,00	28.400,00	12.000,00		142.000,00
Schools where awareness campaign has been completed	Schools	5,00			20,00	17.500,00			35.000,00
Seminars for hotel and restaurant owners carried out	Seminars	2,00			10,00	3.000,00			15.000,00
<b>Energy efficiency pilot project</b>									
Portable measuring equipment purchased	Equipment	9,00	9,00		9,00	5.000,00			74.000,00
Hydraulic efficiency models completed	Hydraulic models				2,00	30.000,00			30.000,00
Pumping stations optimized (rehabilitated, calibrated, etc.)	Pumping stations	6,00			12,00	67.200,00			168.000,00
<b>Prevalence Reduction in Water Related Diseases</b>									
Baseline survey of Lymphatic Filariasis (LF) and Soil-Transmitted Helminthiasis (STH) prevalence carried out	Surveys	1,00	1,00		1,00	14.240,00	6.000,00		14.240,00
Follow up Lymphatic Filariasis (LF) and Soil-Transmitted Helminthiasis (STH) prevalence surveys carried out	Surveys				2,00				28.470,00
Knowledge Attitudes and Practices surveys carried out	Surveys	1,00			3,00	1.897,00			5.690,00
Drugs (donated or purchased) successfully distributed	Drugs	1.045.282,00			5.226.410,00	25.000,00			159.360,00

## RAPPORT DE SUIVI

GY-L1025 - Georgetown Sanitation Improvement Program  
2012 1<sup>o</sup> período con cierre al (30-sept.-2012)

Banque Interaméricaine de Développement - BID

Bureau de la planification stratégique et de l'efficacité du développement  
Dernière Mise à Jour: 24/09/2012

Description	Unité de Mesure	Physique				Financier			
		Planifié	Réel	Unités Cumulées	Unités FDP	Planifié	Réel	Coûts Cumulées	Coûts FDP
Surveys to validate reported drug coverage carried out	Surveys	1,00			5,00	1.138,00			5.690,00
Neighbourhood Democratic Councils (NDCs) in which social mobilization and health education workshops are carried out	Councils	15,00			15,00	25.000,00	5.000,00		57.010,00
<b>Management, contingencies and others</b>									
Project Management for GWI	N/A					65.000,00	15.000,00		250.000,00
Auditing	N/A					30.000,00			120.000,00
Work supervision	N/A					300.000,00			600.000,00
Monitoring and Evaluation	N/A					30.000,00	2.000,00		60.000,00
Contingencies	N/A								1.234.470,00
Financial charges	N/A					33.000,00			164.000,00
Project Management for Unit within Ministry of Health	N/A					4.000,00			14.540,00
<b>TOTAL</b>						<b>3.284.981,00</b>	<b>2.176.000,00</b>		<b>9.999.996,00</b>