







Results Matrix

Outcomes

Outcome:		1 Number of people who wash their hands with soap and water at key times.								
Indicators		Flags*	Unit of Measure	Baseline	Baseline Year	Means of verification		2022	2023	EOP
1.1 Percentage of respondents (from benefited communities) who wash their hands with soap and water at key			%	26.00	2017	Household surveys	P	26.00	50.00	50.00
							P(a)	26.00	50.00	50.00
							A			
Outcome:		2 Number of people who drink properly treated water at home								
Indicators		Flags*	Unit of Measure	Baseline	Baseline Year	Means of verification		2022	2023	EOP
2.1 Percentage of respondents (from benefited communities) who drink water that is properly treated at home.			%	18.00	2017	Household surveys	P	18.00	49.00	49.00
							P(a)	18.00	49.00	49.00
							A			
Outcome:		3 Number of government institutions that appropriate the SABC methodology								
Indicators		Flags*	Unit of Measure	Baseline	Baseline Year	Means of verification		2022	2023	EOP
3.1 Number of government institutions that have integrated the SABC methodology in their Programs.			# of institutional WASH actors (CONAGUA	0.00	2022	Normative proposal document	P	0.00	2.00	2.00
							P(a)	0.00	2.00	2.00
							A			

 CRF Indicator

Outputs: Annual Physical and Financial Progress

1 1. Sustainable Access to WASH Services						Physical Progress				Financial Progress						
Outputs	Output Description	Unit of Measure	Baseline	Baseline Year	Means of verification		2022	2023	EOP		2022	2023	EOP	Theme	Fund	Flags
1.1 Training workshops delivered	Number of trainings provided to water and sanitation committees on operation and maintenance of ASH systems. Each training	Workshops (#)	0	2022	Number of trainings provided to community water committees (#)	P	0	45	45	P	0	10000	10000	Water and Sanitation	W2B	
						P(a)	0	45	45	P(a)	0	10000	10000			
						A				A						
1.2 Participants attending events	# of Participants in SABC interventions (Inspire, Activate, Sustain). This indicator measures the expected participants	Individuals (#)	0	2022	Reports and deliverables	P	0	14642	14642	P		80000	80000	Water and Sanitation	W2B	
						P(a)	0	14642	14642	P(a)		80000	80000			
						A				A						
2 2. Knowledge Development & Monitoring						Physical Progress				Financial Progress						
Outputs	Output Description	Unit of Measure	Baseline	Baseline Year	Means of verification		2022	2023	EOP		2022	2023	EOP	Theme	Fund	Flags
2.1 Virtual platforms designed	SABC MOOC in Spanish launched. Launch of the SABC Spanish MOOC that will be translated and adapted from Que	Platforms (#)	0	2022	Deliverables - SABC MOOC (Spanish version)	P	0	1	1	P	0	52500	52500	Water and Sanitation	W2B	
						P(a)	0	1	1	P(a)	0	52500	52500			
						A				A						
2.2 Supervision reports completed	Monitoring reports will be delivered.	Reports (#)	0	2022	Progress reports (semestrales)	P	1	1	2	P	28750	28750	57500	Water and Sanitation	W2B	
						P(a)	1	1	2	P(a)	28750	57500	57500			
						A				A						
3 3. Institutional Strengthening of Mexico's Water Sector						Physical Progress				Financial Progress						
Outputs	Output Description	Unit of Measure	Baseline	Baseline Year	Means of verification		2022	2023	EOP		2022	2023	EOP	Theme	Fund	Flags
3.1 Methodologies designed/strengthened	Proposal for a methodology and tools that integrate elements of the SABC approach and the Social Attention process in	Methodologies (#)	0	2022	Report of results for the collection of information in the field.	P	0	1	1	P	0	67500	67500	Water and Sanitation	W2B	
						P(a)	0	1	1	P(a)	0	67500	67500			
						A				A						
3.2 Policies designed	Normative proposal to integrate the SABC methodology in PROAGUA's rules of operation.	Policies (#)	0	2022	Normative proposal	P	0	1	1	P	0	22500	22500	Water and Sanitation	W2B	
						P(a)	0	1	1	P(a)	0	22500	22500			
						A				A						

Other Cost
Audit & Evaluation

	2022	2023	Cost
P	\$0.00	\$10,000.00	\$10,000.00
P(a)	\$0.00	\$10,000.00	\$10,000.00
A			

Total Cost

	2022	2023	Total Cost
P	\$28,750.00	\$271,250.00	\$300,000.00
P(a)	\$28,750.00	\$300,000.00	\$300,000.00
A			