











Results Matrix

Outcomes		
Outcome:	1 generate technical capacities and knowledge products for LAC countries to participate in digital trade and e opportunities of sustainable trade trends	
		

Outputs: Annual Physical and Financial Progress

Component I: Support to aspects related to commercial operations and trade facilitation						Physical Progress					Financial Progress					Theme	Fund	Flags
Outputs	Output Description	Unit of Measure	Baseline	Baseline Year	Means of verification	2023	2024	2025	EOP	2023	2024	2025	EOP					
1.1 Diagnostics and assessments completed	study to reveal best practices in the international implementation of public policies relevant to digital commerce	Diagnostics (#)	0	2022	Final report	P	1	0	0	1	P	50000	0	0	50000	Regional Integration	W2D	
						P(a)	1	0	0	1	P(a)	50000	0	0	50000			
						A					A							
1.2 Strategies designed	Policy Recommendations	Strategies (#)	0	2022	Final recommendations report	P	1	0	0	1	P	20000	0	0	20000	Regional Integration	W2D	
						P(a)	1	0	0	1	P(a)	20000	0	0	20000			
						A					A							
2 Component II: Support for the adaptation of the domestic and international regulatory framework.						Physical Progress					Financial Progress					Theme Fund Flags		
Outputs	Output Description	Unit of Measure	Baseline	Baseline Year	Means of verification	2023	2024	2025	EOP	2023	2024	2025	EOP	Theme	Fund	Flags		
2.1 Diagnostics and assessments completed	Analysis of current regulatory frameworks in areas relevant to trade and the digital economy	Diagnostics (#)	0	2022	Final Report	P	0	1	0	1	P	25000	25000	0	50000	Regional Integration	W2D	
						P(a)	0	1	0	1	P(a)	25000	25000	0	50000			
						A					A							
2.2 Regulatory frameworks designed	Recommendations to the regulatory frameworks and commercial agreements in force regarding digital	Frameworks (#)	0	2022	Final Report	P	1	1	0	2	P		30000	0	30000	Regional Integration	W2D	
						P(a)	1	1	0	2	P(a)		30000	0	30000			
						A					A							
2.3 Seminars organized	Seminar to disseminate the results of the analysis of the regulatory framework	Seminars (#)	0	2022	Satisfaction survey	P	0	1	1	2	P		20000	20000	40000	Regional Integration	W2D	
						P(a)	0	1	1	2	P(a)		20000	20000	40000			
						A					A							
3 Component III: Support for digital transformation in the private sector.						Physical Progress					Financial Progress					Theme Fund Flags		
Outputs	Output Description	Unit of Measure	Baseline	Baseline Year	Means of verification	2023	2024	2025	EOP	2023	2024	2025	EOP	Theme	Fund	Flags		
3.1 Diagnostics and assessments completed	Diagnostic studies and recommendations to promote greater participation of the private sector in digital commerce	Diagnostics (#)	0	2022	Final reports	P	2	2	2	6	P	40000	40000	40000	120000	Regional Integration	W2D	
						P(a)	2	2	2	6	P(a)	40000	40000	40000	120000			
						A					A							
4 Component IV: Digital trade development strategy in a group of selected LAC countries						Physical Progress					Financial Progress					Theme Fund Flags		
Outputs	Output Description	Unit of Measure	Baseline	Baseline Year	Means of verification	2023	2024	2025	EOP	2023	2024	2025	EOP	Theme	Fund	Flags		
4.1 Action plans designed	Prepared action plans to support the design and implementation of public policies and programs in those countries where the	Action Plans (#)	0	2022	Final action plans report	P	3	3	0	6	P	90000	90000	0	180000	Regional Integration	W2D	
						P(a)	3	3	0	6	P(a)	90000	90000	0	180000			
						A					A							
4.2 Workshops organized	Public-private workshops to present the findings of the action plans	Workshops (#)	0	2022	Survey report	P	3	3	0	6	P	30000	30000	0	60000	Regional Integration	W2D	
						P(a)	3	3	0	6	P(a)	30000	30000	0	60000			
						A					A							
5 Component V: Support for strengthening the export capacities of companies in the region in the face of climate change						Physical Progress					Financial Progress					Theme Fund Flags		
Outputs	Output Description	Unit of Measure	Baseline	Baseline Year	Means of verification	2023	2024	2025	EOP	2023	2024	2025	EOP	Theme	Fund	Flags		
5.1 Diagnostics and assessments completed	Preparation of a study to strengthen the export capacity of LAC companies in the face of climate change	Diagnostics (#)	0	2022	Final Report	P	0	1	0	1	P	0	20000	0	20000	Regional Integration	W2D	
						P(a)	0	1	0	1	P(a)	0	20000	0	20000			
						A					A							
5.2 Training workshops delivered	Training workshops for companies	Workshops (#)	0	2022	Survey report	P	0	2	0	2	P	0	50000	0	50000	Regional Integration	W2D	
						P(a)	0	2	0	2	P(a)	0	50000	0	50000			
						A					A							
5.3 Women owned or led businesses that participate in the workshop		participants (#)	0	2022	List of participants	P	0	30	0	30	P	0	30000	0	30000	Regional Integration	W2D	
						P(a)	0	30	0	30	P(a)	0	30000	0	30000			
						A					A							

Other Cost
Supervision

	2023	2024	2025	Cost
P	\$10,000.00	\$20,000.00	\$20,000.00	\$50,000.00
P(a)				\$0.00
A				

Total Cost

	2023	2024	2025	Total Cost
P	\$265,000.00	\$355,000.00	\$80,000.00	\$700,000.00
P(a)	\$255,000.00	\$335,000.00	\$60,000.00	\$650,000.00
A				