











Results Matrix

Outcomes											
Outcome:		1 Preparation of the Proregion 2 Program and compliance with the criteria eligibility for the disbursement of the operation									
Indicators	Flags*	Unit of Measure	Baseline	Baseline Year	Means of verification		2022	2023	2024	2025	EOP
1.1 Implementation of the operation PE-L1279 finalized		Number of operations	0.00	2022	Loan Contract PE-L1252 signed	P	0.00	0.00	0.00	1.00	1.00
						P(a)	0.00	0.00	0.00	1.00	1.00
						A	0.00				0.00

 CRF Indicator

Outputs: Annual Physical and Financial Progress

1 Complementary studies for the preparation of the operation.						Physical Progress					Financial Progress									
Outputs	Output Description	Unit of Measure	Baseline	Baseline Year	Means of verification		2022	2023	2024	2025	EOP		2022	2023	2024	2025	EOP	Theme	Fund	Flags
1.1 Environmental impact assessment completed	Preparation of Socio-environmental Instruments of the program (MGAS y SGAS).	Assessments (#)	0	2022	Annual report	P	0	1	0	0	1	P	0	40000	0	0	40000	Sustainable Infrastructure	W2B	
						P(a)	0	1	0	0	1	P(a)	0	40000	0	0	40000			
						A	0				0	A	0				0			
1.2 Environmental impact assessment completed	Preparation of Environmental and Social Assessments (EAS), Environmental and Social Management Plans	Assessments (#)	0	2022	Annual report	P	0	1	0	0	1	P	0	130000	0	0	130000	Sustainable Infrastructure	W2B	
						P(a)	0	1	0	0	1	P(a)	0	130000	0	0	130000			
						A	0				0	A	0				0			
1.3 Climate study completed	Redundancy analysis for sample of program projects.	Studies (#)	0	2022	Annual report	P	0	1	0	0	1	P	0	40000	0	0	40000	Sustainable Infrastructure	W2B	
						P(a)	0	1	0	0	1	P(a)	0	40000	0	0	40000			
						A	0				0	A	0				0			
1.4 Prefeasibility Studies undertaken	Economic evaluation review of the program.	Studies (#)	0	2022	Annual report	P	0	1	0	0	1	P	0	15000	0	0	15000	Sustainable Infrastructure	W2B	
						P(a)	0	1	0	0	1	P(a)	0	15000	0	0	15000			
						A	0				0	A	0				0			
1.5 Methodologies designed/strengthened	Design of an impact evaluation methodology with a gender approach.	Methodologies (#)	0	2022	Annual report	P	0	1	0	0	1	P	0	15000	0	0	15000	Sustainable Infrastructure	W2B	
						P(a)	0	1	0	0	1	P(a)	0	15000	0	0	15000			
						A	0				0	A	0				0			
2 Design of cross-cutting themes of the program.						Physical Progress					Financial Progress									
Outputs	Output Description	Unit of Measure	Baseline	Baseline Year	Means of verification		2022	2023	2024	2025	EOP		2022	2023	2024	2025	EOP	Theme	Fund	Flags
2.1 Action plans designed	Action plan for the incorporation of a gender approach in the PROREGION value chain.	Action Plans (#)	0	2022	Annual report	P	0	0	1	0	1	P	0	5000	10000	0	15000	Sustainable Infrastructure	W2B	
						P(a)	0	0	1	0	1	P(a)	0	5000	10000	0	15000			
						A	0				0	A	0				0			
2.2 Action plans designed	Action plan for the incorporation of a diversity approach in the PROREGION value chain.	Action Plans (#)	0	2022	Annual report	P	0	0	1	0	1	P	0	5000	5000	0	10000	Sustainable Infrastructure	W2B	
						P(a)	0	0	1	0	1	P(a)	0	5000	5000	0	10000			
						A	0				0	A	0				0			
2.3 Diagnostics and assessments completed	Digitization analysis to gather information on roads intervened by the program.	Diagnostics (#)	0	2022	Annual report	P	0	0	1	0	1	P	0	5000	30000	0	35000	Sustainable Infrastructure	W2B	
						P(a)	0	0	1	0	1	P(a)	0	5000	30000	0	35000			
						A	0				0	A	0				0			
2.4 Methodologies designed/strengthened	Development of methodology for the analysis of productive chains in the program.	Methodologies (#)	0	2022	Annual report	P	0	0	1	0	1	P	0	10000	20000	0	30000	Sustainable Infrastructure	W2B	
						P(a)	0	0	1	0	1	P(a)	0	10000	20000	0	30000			
						A	0				0	A	0				0			
3 Diseminación y conocimiento.						Physical Progress					Financial Progress									
Outputs	Output Description	Unit of Measure	Baseline	Baseline Year	Means of verification		2022	2023	2024	2025	EOP		2022	2023	2024	2025	EOP	Theme	Fund	Flags
3.1 Training products developed	Development and layout of communication materials.	Products (#)	0	2022	Annual report	P	0	0	1	1	2	P	0	0	10000	10000	20000	Sustainable Infrastructure	W2B	
						P(a)	0	0	1	1	2	P(a)	0	0	10000	10000	20000			
						A	0				0	A	0				0			

Other Cost

Total Cost

 CRF Indicator  Standard Output Indicator

	2022	2023	2024	2025	Total Cost
P		\$265,000.00	\$75,000.00	\$10,000.00	\$350,000.00
P(a)		\$265,000.00	\$75,000.00	\$10,000.00	\$350,000.00
A					