









Results Matrix

Outcomes

Outcome:	1 Improvement of the Execution Capacity and Implementation and Adaptation of technological tools that strengthen the monitoring of projects in the field.									
Indicators	Flags*	Unit of Measure	Baseline	Baseline Year	Means of verification	2021	2022	2023	EOP	
1.1 Executing Units in project monitoring and follow-up areas strengthened.		# of people trained	50.00	2018		P	20.00	20.00	20.00	60.00
						P(a)	20.00	20.00	20.00	60.00
						A				
1.2 CNI project portfolio monitoring system strengthened with remote / virtual monitoring		# of integrated innovations	0.00	2020		P	30.00	10.00	10.00	10.00
						P(a)	30.00	10.00	10.00	30.00
						A				

 CRF Indicator

Outputs: Annual Physical and Financial Progress

1 1: Improvement of Execution Capacity						Physical Progress					Financial Progress							
Outputs	Output Description	Unit of Measure	Baseline	Baseline Year	Means of verification		2021	2022	2023	EOP		2021	2022	2023	EOP	Theme	Fund	Flags
1.1 Individuals Trained	Key EU staff trained in PM4R	Individuals (#)	0		Certifications issued	P	0	15	15	30	P	0	15000	15000	30000	Institutional Development		
						P(a)	0	15	15	30	P(a)	0	15000	15000	30000			
						A					A							
1.2 Project implementation unit strenghtened	Executing teams trained in comprehensive contract management	PIUs (#)	0		Training Attendance List	P	1	1	1	3	P	21429	0	28571	50000	Institutional Development		
						P(a)	1	1	1	3	P(a)	21429	0	28571	50000			
						A					A							
1.3 Closing plans prepared in the executing units		# documentos	0		Closing plan	P	2	3	0	5	P	16000	24000	0	40000	Institutional Development		
						P(a)	2	3	0	5	P(a)	16000	24000	0	40000			
						A					A							
1.4 Individuals Trained	EU procurement staff / technician trained in procurement management	Individuals (#)	0		Training Attendance List	P	0	15	15	30	P	0	12500	12500	25000	Institutional Development		
						P(a)	0	15	15	30	P(a)	0	12500	12500	25000			
						A					A							
1.5 Launch project workshop implemented	Start-up workshops held	Workshops (#)	0		Training Attendance List	P	0	1	1	2	P	0	10000	10000	20000	Social Development		
						P(a)	0	1	0	1	P(a)	0	10000	10000	20000			
						A					A							
1.6 Studies on gender issues, safeguards and other cross-cutting issues developed		# Estudios	0		Final consulting report	P	0	1	2	3	P	0	20000	40000	60000	Institutional Development		
						P(a)	0	1	2	3	P(a)	0	20000	40000	60000			
						A					A							
2 2: Implementation and adaptation of technological tools						Physical Progress					Financial Progress							
Outputs	Output Description	Unit of Measure	Baseline	Baseline Year	Means of verification		2021	2022	2023	EOP		2021	2022	2023	EOP	Theme	Fund	Flags
2.1 Adapted and Implemented Capture Software		Informe #	0		Final consulting report	P	0	1	0	1	P	0	40000	0	40000	Technology and Innovation		
						P(a)	0	1	0	1	P(a)	0	40000	0	40000			
						A					A							
2.2 Institutions trained	Executing Units trained in project monitoring using the Captudata platform	Institutions (#)	0		Training Attendance List	P	0	3	0	3	P	0	20000	0	20000	Institutional Development		
						P(a)	0	3	0	3	P(a)	0	20000	0	20000			
						A					A							
2.3 Pilot interventions implemented	Design and implementation of pilot projects using innovative monitoring and follow-up methodologies	Pilots (#)	0		Final project reports	P	0	1	1	2	P	0	51500	51500	103000	Institutional Development		
						P(a)	0	1	1	2	P(a)	0	51500	51500	103000			
						A					A							
2.4 Individuals Trained	Representation staff trained in handling technological tools	Individuals (#)	0		Training Attendance List	P	10	5	5	20	P	20000	10000	10000	40000	Institutional Development		
						P(a)	10	5	5	20	P(a)	20000	10000	10000	40000			
						A					A							
2.5 Annual reports published	Dissemination of good project monitoring practices	Reports (#)	0		Final dissemination reports	P	0	1	1	2	P	0	36000	36000	72000	Institutional Development		
						P(a)	0	1	1	2	P(a)	0	36000	36000	72000			
						A					A							

Other Cost

Total Cost

	2021	2022	2023	Total Cost
P	\$57,429.00	\$239,000.00	\$203,571.00	\$500,000.00
P(a)	\$57,429.00	\$239,000.00	\$203,571.00	\$500,000.00
A				

 CRF Indicator

 Standard Output Indicator