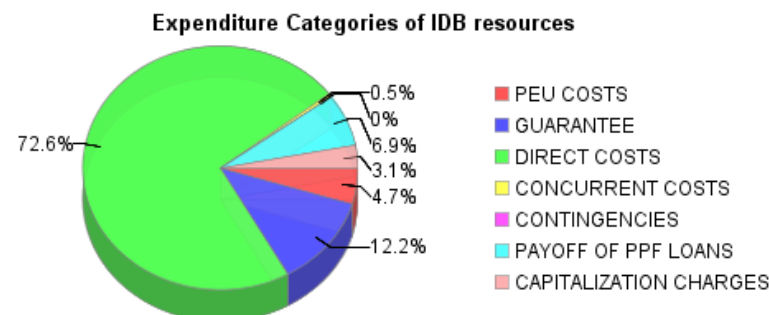
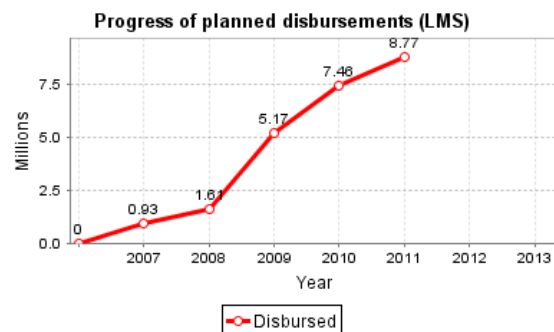
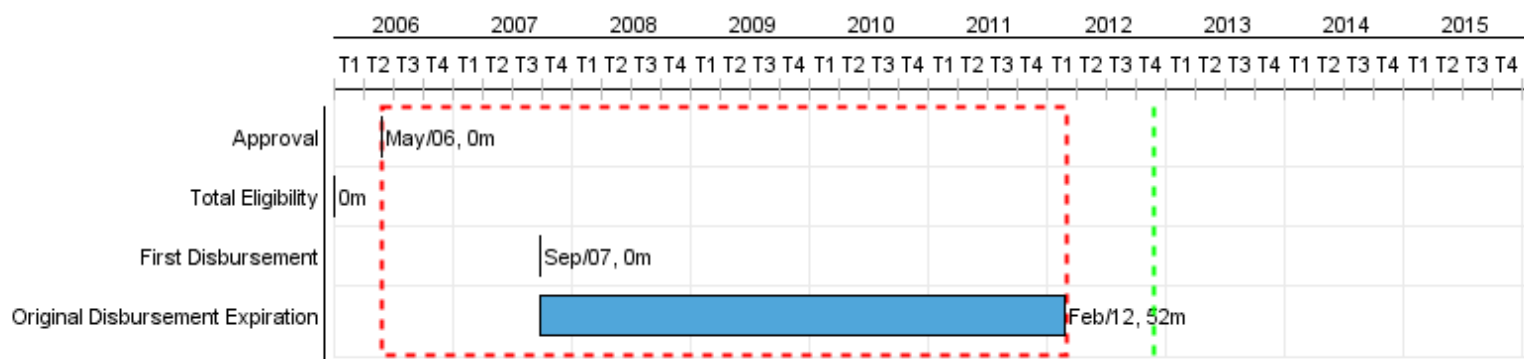


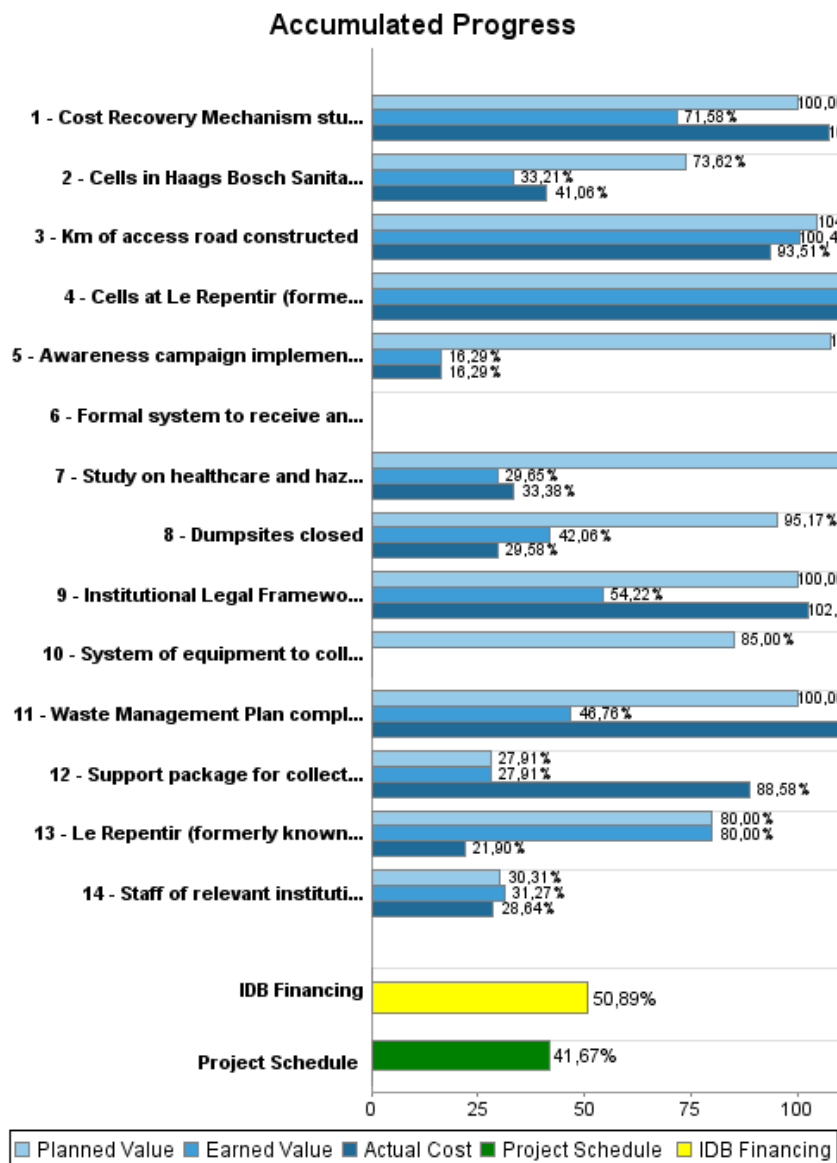
## Summary Report

Basic Data		Available Funds (US\$)		Total Cost and Source	
Executing Agency (EA):	MUNICIPALITY OF GEORGETOWN				
Sector:	WATER AND SANITATION				
Loan Number(s):	1730/SF-GY	Current Approved Amount:	18.070.000,00	Original IDB:	18.070.000,00
Stage:	Approved	Disbursed Amount to Date:	9.195.221,76	Current IDB:	18.070.000,00
Operation Type:	INV - Investment	% Disbursed:	50,89	Pari-passu:	100,00
Related Operation(s):		Balance:	8.874.778,24	Co-Financing/Country:	
Operation Subtype:	ESP - Specific Investment Operation			Original Estimate:	18.070.000,00
				Amortization Period (months):	354

Project Environmental and Social Impact Category		Reformulation	Validation	
Project Environmental and Social Impact Category:	B(R)	( ) Was the objective(s) of this project reformulated?	Validated by Division Chief:	23-abr-2012
			Validated by Country Representative:	24-abr-2012



## Accumulated Progress as of 2011



## Outcomes

<b>Outcome:</b>	Waste disposal in the Neighbourhood Democratic Councils (NDCs) improved
<b>Suppositions:</b>	1) Haags Bosch Sanitary Landfill (HBSL) is technically evaluated prior to closure (lessons learned) 2) New landfills are planned and put into operation prior to closure of HBSLF

Indicator	Unit of Measure	Baseline	Baseline Year		2009	2010	2011	2012	2013	End of project
Solid Waste collection and disposal rate for NDCs	Percentage	26.00	2007	P			50.00		90.00	90.00
				A			36.00			

<b>Outcome:</b>	Healthcare and Hazardous waste appropriately collected and disposed
<b>Suppositions:</b>	Environmental Impact Assessment (EIA) addendum on Healthcare and Hazardous waste is to be approved by the Environmental Protection Agency (EPA)
<b>Comments:</b>	Healthcare and Hazardous Waste will have to be treated before being disposed at the landfill.

Indicator	Unit of Measure	Baseline	Baseline Year		2009	2010	2011	2012	2013	End of project
Hospitals (1 public and 3 private) reporting that healthcare waste is appropriately collected	hospitals		2007	P			4.00		4.00	4.00
				A						
Healthcare waste adequately disposed	tonnes per year		2007	P			365.00		365.00	365.00
				A						
Hazardous waste adequately disposed	tonnes per year		2007	P			700.00		700.00	700.00
				A						

<b>Outcome:</b>	Solid waste management sustainability improved
<b>Suppositions:</b>	Cost recovery mechanism discussed and approved by Cabinet

Indicator	Unit of Measure	Baseline	Baseline Year		2009	2010	2011	2012	2013	End of project
Revenues collected for solid waste management increased	US\$ million	1.40	2004	P					2.10	2.10
				A						
Expenditures on solid waste management (collection and disposal) increased	US\$ million	1.30	2004	P					1.90	1.90
				A						

<b>Outcome:</b>	Fires in Le Repentir (formerly known as Mandela landfill) stopped
<b>Comments:</b>	The number of fires will inevitably go to 0 when Le Repentir will be finally closed.

Indicator	Unit of Measure	Baseline	Baseline Year		2009	2010	2011	2012	2013	End of project
fires per year in Le Repentir (formerly known as Mendela landfill)	fires	3.00	2008	P						0.00
				A	2.00	2.00				

<b>Outcome:</b>	Waste received and disposed regularly at the Haags Bosch sanitary landfill
<b>Suppositions:</b>	Haags Bosch Sanitary Landfill (HBSL) ready to receive waste

Indicator	Unit of Measure	Baseline	Baseline Year		2009	2010	2011	2012	2013	End of project
-----------	-----------------	----------	---------------	--	------	------	------	------	------	----------------

# PROGRESS MONITORING REPORT

GY0055 - Georgetown Solid Waste Management  
2011 2nd period with closure up to (31-Mar-2012)

Inter-American Development Bank - IDB

Office of Strategic Planning and Development Effectiveness

Last Update: 20/04/2012

tonnes received at the Haags Bosh per day	tonnes per day	2007	P			273.00	273.00	273.00	273,00
			A			323.24			
waste pickers active in seperation activities on a daily basis in Haags Bosch as part of the HBSLF operation system	waste pickers	2007	P			30.00	30.00	30.00	30,00
			A			35.00			

## Outputs: Annual Physical and Financial Progress 2011

Description	Unit of Measure	Physical				Financial			
		Planned	Actual	Accumulated units	EOP units	Planned	Actual	Accumulated costs	EOP costs
<b>Rehabilitation, expansion and closure of the Le Repentir (formerly known as Mandela) landfill</b>									
Cells at Le Repentir (formerly known as Mandela) landfill closed	cells	1,00	1,00		3,00	250.000,00	244.380,00		522.485,00
<b>Treatment and Disposal of Health and Hazardous Waste</b>									
Study on healthcare and hazardous waste and acquisition of technical equipment completed	studies	1,00			1,00	335.000,00	40.000,00		1.073.700,00
<b>Community participation and public awareness program</b>									
Formal system to receive and attend complaints established in the Georgetown Municipal Solid Waste Management Department and in the Neighbourhood Democratic Councils	Systems				2,00				160.000,00
Awareness campaign implemented	Campaigns	1,00			1,00	336.000,00			426.000,00
<b>Waste collection and disposal from participating Neighbourhood Democratic Councils</b>									
Dumpsites closed	Dumpsites	4,00			7,00	110.000,00			207.100,00
Support package for collection and disposal for the Neighbourhood Democratic Councils (see "issues")	support packages	1,00	1,00		3,00	150.000,00	476.100,00		537.500,00
System of equipment to collect and dispose waste in Neighbourhood Democratic Councils and Georgetown in place (see issues)	system	1,00			1,00	325.000,00			927.500,00
<b>Design, construction, operation of the Haags Bosch Sanitary Landfill</b>									
Cells in Haags Bosch Sanitary Landfill (HBSL) constructed	Cells	1,50	0,50		1,00	3.543.000,00	1.270.440,00		11.283.376,00
Km of access road constructed	Km				2,50		58.000,00		1.234.848,00
<b>Institutional strengthening and capacity building for solid waste management</b>									
Staff of relevant institutions strengthened and capacity building activities implemented for solid waste management	people				65,00				785.200,00
Cost Recovery Mechanism study finalized and approved	studies	0,50	0,50		1,00				287.800,00
Institutional Legal Framework study completed and approved	studies	1,00	0,50		1,00				90.800,00

## PROGRESS MONITORING REPORT

GY0055 - Georgetown Solid Waste Management  
2011 2nd period with closure up to (31-Mar-2012)

Inter-American Development Bank - IDB

Office of Strategic Planning and Development Effectiveness

Last Update: 20/04/2012

Description	Unit of Measure	Physical				Financial			
		Planned	Actual	Accumulated units	EOP units	Planned	Actual	Accumulated costs	EOP costs
Waste Management Plan completed and approved	studies	1,00	1,00		1,00				89.600,00
Le Repentir (formerly known as Mandela landfill ) Waste Pickers organized in coop according to the Project Resettlement Plan (to facilitate move of waste separation activities to Haags Bosch)	formalization plans	1,00	1,00		1,00	80.000,00	21.900,00		100.000,00
<b>Managment; Contingencies; and others</b>									
<b>TOTAL</b>						<b>5.129.000,00</b>	<b>2.110.820,00</b>		<b>17.725.909,00</b>