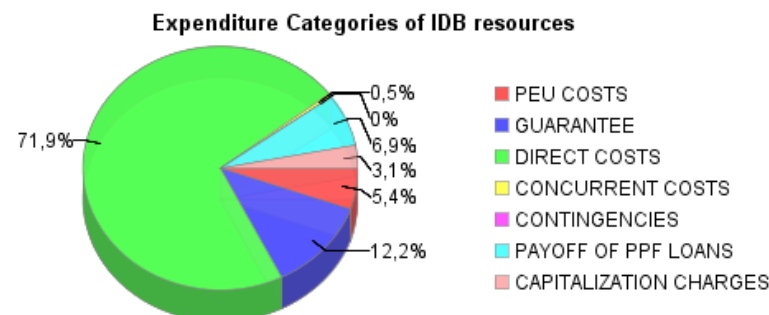
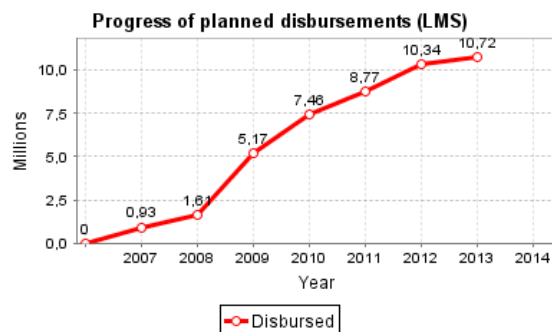
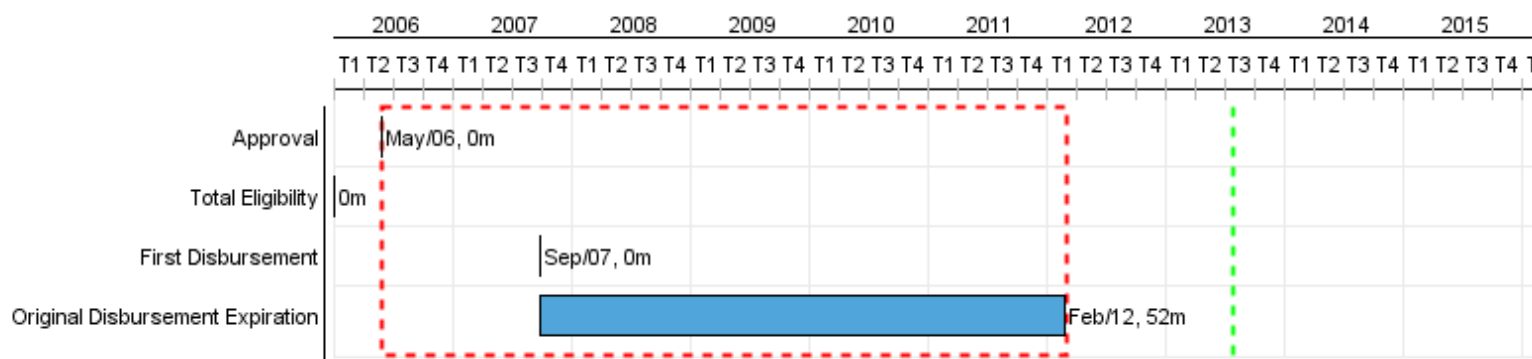


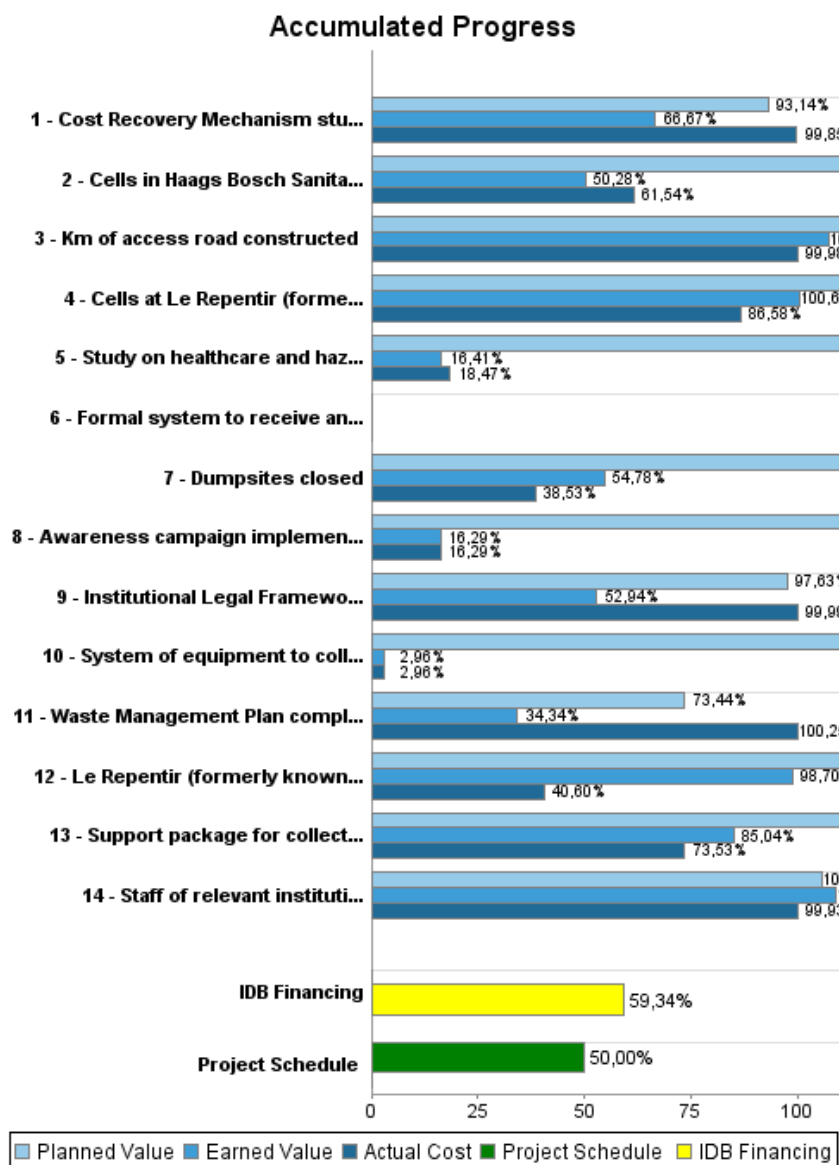
Summary Report

| Basic Data | | Available Funds (US\$) | | Total Cost and Source | |
|------------------------|-------------------------------------|---------------------------|---------------|-------------------------------|---------------|
| Executing Agency (EA): | MUNICIPALITY OF GEORGETOWN | | | | |
| Sector: | WATER AND SANITATION | | | | |
| Loan Number(s): | 1730/SF-GY | Current Approved Amount: | 18.070.000,00 | Original IDB: | 18.070.000,00 |
| Stage: | Approved | Disbursed Amount to Date: | 10.723.263,29 | Current IDB: | 18.070.000,00 |
| Operation Type: | INV - Investment | % Disbursed: | 59,34 | Pari-passu: | 100,00 |
| Related Operation(s): | | Balance: | 7.346.736,71 | Co-Financing/Country: | |
| Operation Subtype: | ESP - Specific Investment Operation | | | Original Estimate: | 18.070.000,00 |
| | | | | Amortization Period (months): | 354 |

| Project Environmental and Social Impact Category | Reformulation | Validation |
|--|--|--|
| Project Environmental and Social Impact Category: B(R) | () Was the objective(s) of this project reformulated? | Validated by Division Chief: 28-mar-2013 Validated by Country Representative: 03-abr-2013 |



Accumulated Progress as of 2012



Outcomes

| | |
|----------------------|---|
| Outcome: | Waste disposal in the Neighbourhood Democratic Councils (NDCs) improved |
| Suppositions: | 1) Haags Bosch Sanitary Landfill (HBSL) is technically evaluated prior to closure (lessons learned) 2) New landfills are planned and put into operation prior to closure of HBSLF |

| Indicator | Unit of Measure | Baseline | Baseline Year | | 2009 | 2010 | 2011 | 2012 | 2013 | End of project |
|---|-----------------|----------|---------------|---|------|------|-------|------|-------|----------------|
| Solid Waste collection and disposal rate for NDCs | Percentage | 26,00 | 2007 | P | | | 50,00 | | 90,00 | 90,00 |
| | | | | A | | | 36,00 | | | |

| | |
|----------------------|---|
| Outcome: | Healthcare and Hazardous waste appropriately collected and disposed |
| Suppositions: | Environmental Impact Assessment (EIA) addendum on Healthcare and Hazardous waste is to be approved by the Environmental Protection Agency (EPA) |
| Comments: | Healthcare and Hazardous Waste will have to be treated before being disposed at the landfill. |

| Indicator | Unit of Measure | Baseline | Baseline Year | | 2009 | 2010 | 2011 | 2012 | 2013 | End of project |
|---|-----------------|----------|---------------|---|------|------|--------|------|--------|----------------|
| Hospitals (1 public and 3 private) reporting that healthcare waste is appropriately collected | hospitals | | 2007 | P | | | 4,00 | | 4,00 | 4,00 |
| | | | | A | | | | | | |
| Healthcare waste adequately disposed | tonnes per year | | 2007 | P | | | 365,00 | | 365,00 | 365,00 |
| | | | | A | | | | | | |
| Hazardous waste adequately disposed | tonnes per year | | 2007 | P | | | 700,00 | | 700,00 | 700,00 |
| | | | | A | | | | | | |

| | |
|----------------------|---|
| Outcome: | Solid waste management sustainability improved |
| Suppositions: | Cost recovery mechanism discussed and approved by Cabinet |

| Indicator | Unit of Measure | Baseline | Baseline Year | | 2009 | 2010 | 2011 | 2012 | 2013 | End of project |
|--|-----------------|----------|---------------|---|------|------|------|------|------|----------------|
| Revenues collected for solid waste management increased | US\$ million | 1,40 | 2004 | P | | | | | 2,10 | 2,10 |
| | | | | A | | | | | | |
| Expenditures on solid waste management (collection and disposal) increased | US\$ million | 1,30 | 2004 | P | | | | | 1,90 | 1,90 |
| | | | | A | | | | | | |

| | |
|------------------|--|
| Outcome: | Fires in Le Repentir (formerly known as Mandela landfill) stopped |
| Comments: | The number of fires will inevitably go to 0 when Le Repentir will be finally closed. |

| Indicator | Unit of Measure | Baseline | Baseline Year | | 2009 | 2010 | 2011 | 2012 | 2013 | End of project |
|--|-----------------|----------|---------------|---|------|------|------|------|------|----------------|
| fires per year in Le Repentir (formerly known as Mendela landfill) | fires | 3,00 | 2008 | P | | | | | | |
| | | | | A | 2,00 | 2,00 | | | | |

| | |
|----------------------|--|
| Outcome: | Waste received and disposed regularly at the Haags Bosch sanitary landfill |
| Suppositions: | Haags Bosch Sanitary Landfill (HBSL) ready to receive waste |

| Indicator | Unit of Measure | Baseline | Baseline Year | | 2009 | 2010 | 2011 | 2012 | 2013 | End of project |
|-----------|-----------------|----------|---------------|--|------|------|------|------|------|----------------|
|-----------|-----------------|----------|---------------|--|------|------|------|------|------|----------------|

PROGRESS MONITORING REPORT

GY0055 - Georgetown Solid Waste Management
2012 2º period closed in (7-May-2013)

Inter-American Development Bank - IDB

Office of Strategic Planning and Development Effectiveness
Last Update: 27/03/2013

| | | | | | | | | | | |
|---|----------------|--|------|---|--|--|--------|--------|--------|--------|
| tonnes received at the Haags Bosh per day | tonnes per day | | 2007 | P | | | 273,00 | 273,00 | 273,00 | 273,00 |
| | | | | A | | | 323,24 | 329,00 | | |
| waste pickers active in seperation activities on a daily basis in Haags Bosch as part of the HBSLF operation system | waste pickers | | 2007 | P | | | 30,00 | 30,00 | 30,00 | 30,00 |
| | | | | A | | | 35,00 | 35,00 | | |

Outputs: Annual Physical and Financial Progress 2012

| Description | Unit of Measure | Physical | | | | Financial | | | |
|---|------------------|----------|--------|-------------------|-----------|--------------|------------|-------------------|--------------|
| | | Planned | Actual | Accumulated units | EOP units | Planned | Actual | Accumulated costs | EOP costs |
| Rehabilitation, expansion and closure of the Le Repentir (formerly known as Mandela) landfill | | | | | | | | | |
| Cells at Le Repentir (formerly known as Mandela) landfill closed | cells | | | | 3,00 | 210.000,00 | 53.500,00 | | 821.000,00 |
| Treatment and Disposal of Health and Hazardous Waste | | | | | | | | | |
| Study on healthcare and hazardous waste and acquisition of technical equipment completed | studies | | | | 1,00 | 900.000,00 | | | 1.940.000,00 |
| Community participation and public awareness program | | | | | | | | | |
| Formal system to receive and attend complaints established in the Georgetown Municipal Solid Waste Management Department and in the Neighbourhood Democratic Councils | Systems | | | | 1,00 | | | | |
| Awareness campaign implemented | Campaigns | | | | 1,00 | 200.000,00 | | | 426.000,00 |
| Waste collection and disposal from participating Neighbourhood Democratic Councils | | | | | | | | | |
| Dumpsites closed | Dumpsites | 3,00 | | | 7,00 | 75.000,00 | | | 159.000,00 |
| Support package for collection and disposal for the Neighbourhood Democratic Councils (see "issues") | support packages | 1,00 | 1,00 | | 3,00 | 1.334.000,00 | 807.000,00 | | 1.745.000,00 |
| System of equipment to collect and dispose waste in Neighbourhood Democratic Councils and Georgetown in place (see issues) | system | | | | 1,00 | 310.000,00 | 22.400,00 | | 758.000,00 |
| Design, construction, operation of the Haags Bosch Sanitary Landfill | | | | | | | | | |
| Cells in Haags Bosch Sanitary Landfill (HBSL) constructed | Cells | | | | 1,00 | 1.100.000,00 | 209.450,00 | | 7.868.000,00 |
| Km of access road constructed | Km | | | | 2,50 | | | | 1.155.000,00 |
| Institutional strengthening and capacity building for solid waste management | | | | | | | | | |
| Staff of relevant institutions strengthened and capacity building activities implemented for solid waste management | people | | | | 65,00 | | | | 225.000,00 |
| Cost Recovery Mechanism study finalized and approved | studies | 1,00 | | | 1,00 | | | | 309.000,00 |
| Institutional Legal Framework study completed and approved | studies | 1,00 | | | 1,00 | | | | 93.000,00 |

PROGRESS MONITORING REPORT

GY0055 - Georgetown Solid Waste Management
2012 2º period closed in (7-May-2013)

Inter-American Development Bank - IDB

Office of Strategic Planning and Development Effectiveness
Last Update: 27/03/2013

| Description | Unit of Measure | Physical | | | | Financial | | | |
|---|---------------------|----------|--------|-------------------|-----------|---------------------|---------------------|-------------------|----------------------|
| | | Planned | Actual | Accumulated units | EOP units | Planned | Actual | Accumulated costs | EOP costs |
| Waste Management Plan completed and approved | studies | | | | 1,00 | | | | 122.000,00 |
| Le Repentir (formerly known as Mandela landfill) Waste Pickers organized in coop according to the Project Resettlement Plan (to facilitate move of waste separation activities to Haags Bosch) | formalization plans | | | | 1,00 | 60.000,00 | 18.700,00 | | 100.000,00 |
| Managment; Contingencies; and others | | | | | | | | | |
| Project Executing Unit | N/A | | | | | 113.000,00 | 200.600,00 | | 1.248.000,00 |
| Auditing | N/A | | | | | 10.000,00 | 45.500,00 | | 165.000,00 |
| Contingencies | N/A | | | | | | | | |
| Inspection & Supervision | N/A | | | | | | | | 181.000,00 |
| PAYOFF 1487/SF-GY | N/A | | | | | | | | 1.422.404,02 |
| Interest | N/A | | | | | | | | 450.000,00 |
| Construction supervision | N/A | | | | | 220.000,00 | 188.300,00 | | 881.000,00 |
| TOTAL | | | | | | 4.532.000,00 | 1.545.450,00 | | 20.068.404,02 |