







Results Matrix

Outcomes

Outcome:	1 Capacity generated to measure and improve productivity in key processes of the public administration of	
Outcome:	2 Productivity improvement in key public administration processes, making the production of State services	

 CRF Indicator

Outputs: Annual Physical and Financial Progress

1 Design of methodologies for the measurement and improvement of public productivity in the management of human talent, in public purchases and in public investment in infrastructure						Physical Progress				Financial Progress						
Outputs	Output Description	Unit of Measure	Baseline	Baseline Year	Means of verification		2022	2023	EOP		2022	2023	EOP	Theme	Fund	Flags
1.1 Diagnostics and assessments completed	Carrying out a diagnosis on public productivity through the exploration of tools and methodologies for measuring and	Diagnostics (#)	0	2021	Diagnostic report uploaded in ezShare.	P	3	0	3	P	24600	0	24600	Institutional Development	INS	
						P(a)	3	0	3	P(a)	24600	0	24600			
						A				A						
1.2 Methodologies designed/strengthened	Design of methodologies for the measurement and improvement of public productivity in the prioritized sectors	Methodologies (#)	0	2021	Methodologies proposal uploaded in ezShare.	P	3	0	3	P	30000	0	30000	Institutional Development	INS	
						P(a)	3	0	3	P(a)	30000	0	30000			
						A				A						
2 Design and execution of pilot plans for the application of methodologies for the measurement and improvement of public productivity in the beneficiary agencies, and dissemination of results in the region.						Physical Progress				Financial Progress						
Outputs	Output Description	Unit of Measure	Baseline	Baseline Year	Means of verification		2022	2023	EOP		2022	2023	EOP	Theme	Fund	Flags
2.1 Pilot interventions designed	Design of pilot plans for the application of methodologies for measuring and improving public productivity in the	Pilots (#)	0	2021	Pilot design report uploaded in ezShare.	P	1	1	2	P	20000	0	20000	Institutional Development	INS	
						P(a)	1	1	2	P(a)	20000	0	20000			
						A				A						
2.2 Pilot interventions implemented	Execution of designed pilot plans, the results of which will allow the identification and establishment of existing improvement	Pilots (#)	0	2021	Pilot Implementation report uploaded in ezShare.	P	1	1	2	P	29000	0	29000	Institutional Development	INS	
						P(a)	1	1	2	P(a)	29000	0	29000			
						A				A						
2.3 Diagnostics and assessments completed	Establishing recommendations for strengthening the institutional capacities of the beneficiary agencies based on the	Diagnostics (#)	0	2021	Recommendations report uploaded in ezShare.	P	0	2	2	P	18000	0	18000	Institutional Development	INS	
						P(a)	0	2	2	P(a)	18000	0	18000			
						A				A						
2.4 Awareness raising campaigns designed/implemented	Development and execution of a dissemination plan of the methodologies generated, as well as the supervision of its	Campaigns (#)	0	2021	Campaigns design and implementation report uploaded in ezShare.	P	0	1	1	P	0	8000	8000	Institutional Development	INS	
						P(a)	0	1	1	P(a)	0	8000	8000			
						A				A						

Other Cost
Research Assistant who supports the development of the content of the products of this TC, controls their quality and supports the team in the implementation and monitoring of TC activities.

	2022	2023	Cost
P	\$20,400.00	\$0.00	\$20,400.00
P(a)	\$20,400.00	\$0.00	\$20,400.00
A			

Total Cost

	2022	2023	Total Cost
P	\$142,000.00	\$8,000.00	\$150,000.00
P(a)	\$142,000.00	\$8,000.00	\$150,000.00
A			

 CRF Indicator

 Standard Output Indicator