









Results Matrix

Outcomes

Outcome:	1 Improve the transparency and integrity of the budgeting, investment and public procurement systems by strengthening information management and the implementation of technological tools									
Indicators	Flags*	Unit of Measure	Baseline	Baseline Year	Means of verification		2021	2022	2023	EOP
1.1 Four countries will have greater transparency in budgeting, investment and public procurement systems through		Countries	0.00	2021	Report including links and description of the platform developed	P	1.00	2.00	1.00	
						P(a)	1.00	2.00	1.00	
						A				

 CRF Indicator

Outputs: Annual Physical and Financial Progress

1 Identification of institutional and digital needs						Physical Progress					Financial Progress							
Outputs	Output Description	Unit of Measure	Baseline	Baseline Year	Means of verification		2021	2022	2023	EOP		2021	2022	2023	EOP	Theme	Fund	Flags
1.1 Diagnostics and assessments completed	Identify and analyze opportunities for improvement of Information systems, data flows, integration systems and	Diagnostics (#)	0	2021	Report	P	2	1	1	4	P	50000	20000	20000	90000	Institutional Development	INS	
						P(a)	2	1	1	2	P(a)	50000	20000	20000	40000			
						A					A							
1.2 Diagnostics and assessments completed	Identify: i) information that can be published based on the existing legal and regulatory framework and	Diagnostics (#)	0	2021	Report	P	2	1	1	4	P	50000	25000	16000	91000	Institutional Development	AAF	
						P(a)	2	1	1	2	P(a)	50000	25000	16000	41000			
						A					A							
2 Development, implementation, delivery and sustainability of digital information, visualization and decision-making tools						Physical Progress					Financial Progress							
Outputs	Output Description	Unit of Measure	Baseline	Baseline Year	Means of verification		2021	2022	2023	EOP		2021	2022	2023	EOP	Theme	Fund	Flags
2.1 Pilot interventions designed	Design and development of pilot projects for information georeferencing and data visualization	Pilots (#)	0	2021	Platform	P	2	1	1	4	P	54000	30000	20000	104000	Institutional Development	AAF	
						P(a)	2	1	1	2	P(a)	54000	30000	20000	50000			
						A					A							
2.2 Pilot interventions designed	Analysis and reporting of the quality level of the information to be published and creation and optimization of mechanisms for	Pilots (#)	0	2021	Report	P	2	1	1	4	P	50000	25000	15000	90000	Institutional Development	INS	
						P(a)	2	1	1	2	P(a)	50000	25000	15000	40000			
						A					A							
2.3 Tools designed/strengthened	Development of software components, open data and visualization and analytics tools focused on key interest areas	Tools (#)	0	2021	Report	P	2	1	1	4	P	45000	27500	17500	90000	Institutional Development	INS	
						P(a)				0	P(a)	45000	27500	17500	45000			
						A					A							
2.4 Monitoring and evaluation systems designed	Design and apply monitoring, follow-up, control and evaluation mechanisms for the platforms	M&E systems (#)	0	2021	Report	P	2	1	1	4	P	27500	11250	11250	50000	Institutional Development	AAF	
						P(a)				0	P(a)	27500	11250	11250	22500			
						A					A							
3 Consolidation of knowledge about the initiative, citizen participation and dissemination at the regional level						Physical Progress					Financial Progress							
Outputs	Output Description	Unit of Measure	Baseline	Baseline Year	Means of verification		2021	2022	2023	EOP		2021	2022	2023	EOP	Theme	Fund	Flags
3.1 Tools designed/strengthened	Generation of mechanisms to improve citizen participation and interaction to support accountability	Tools (#)	0	2021	Platform	P	2	1	0	3	P	65000	40000	0	105000	Institutional Development	AAF	
						P(a)	2	1	0	1	P(a)	65000	40000	0	40000			
						A					A							
3.2 Awareness raising campaigns designed/implemented	Innovation in materials to maximize the impact of the tools	Campaigns (#)	0	2021	Report	P	2	1	0	3	P					Institutional Development	INS	
						P(a)	2	1	0	1	P(a)							
						A					A							

Other Cost

Total Cost

 CRF Indicator

 Standard Output Indicator

	2021	2022	2023	Total Cost
P	\$341,500.00	\$178,750.00	\$99,750.00	\$620,000.00
P(a)	\$341,500.00	\$178,750.00	\$99,750.00	\$278,500.00
A				