







Results Matrix

Outcomes

| Outcome: | 1 Countries make more informed decisions about how to allocate public resources in health | | | | | | | | | |
|--|---|-----------------|----------|---------------|------------------------------------|------|------|-----|--|--|
| Indicators | Flags* | Unit of Measure | Baseline | Baseline Year | Means of verification | 2023 | | EOP | | |
| 1.1 Number of countries that translate recommendations into policy decisions | | Countries | 0.00 | 2021 | Communications from the government | P | 2.00 | | | |
| | | | | | | P(a) | 2.00 | | | |
| | | | | | | A | | | | |

 CRF Indicator

Outputs: Annual Physical and Financial Progress

| 1 Component 1. Knowledge generation and dissemination | | | | | | Physical Progress | | | | | Financial Progress | | | | | Theme | Fund | Flags |
|---|--|-----------------|----------|---------------|-------------------------------|-------------------|------|------|-----|------|--------------------|------|-------|-------|-------|--------------------|------|---|
| Outputs | Output Description | Unit of Measure | Baseline | Baseline Year | Means of verification | 2021 | 2022 | 2023 | EOP | 2021 | 2022 | 2023 | EOP | | | | | |
| 1.1 Webinars delivered | Number of webinars conducted by the CRITERIA Network | Webinars (#) | 0 | 2021 | Criteria's webpage | P | 0 | 10 | 10 | 20 | P | 0 | 10500 | 10500 | 21000 | Social Development | SOC |  |
| | | | | | | P(a) | 0 | 10 | 10 | 20 | P(a) | 0 | 10500 | 10500 | 21000 | | | |
| | | | | | | A | | | | | A | | | | | | | |
| 1.2 Virtual platforms improved | Criteria's webpage continuously updated and improved | Platforms (#) | 0 | 2021 | Criteria's webpage | P | 0 | 1 | 1 | 2 | P | 0 | 10000 | 10000 | 20000 | Social Development | SOC |  |
| | | | | | | P(a) | 0 | 1 | 1 | 2 | P(a) | 0 | 10000 | 10000 | 20000 | | | |
| | | | | | | A | | | | | A | 0 | | | 0 | | | |
| 1.3 Policy briefs completed | Policy briefs created and published by the Criteria Network | Briefs (#) | 0 | 2021 | Criteria's webpage | P | 0 | 3 | 3 | 6 | P | 0 | 20000 | 20000 | 40000 | Social Development | SOC |  |
| | | | | | | P(a) | 0 | 3 | 3 | 6 | P(a) | 0 | 20000 | 20000 | 40000 | | | |
| | | | | | | A | | | | | A | | | | | | | |
| 1.4 Technical notes created | Technical notes created and published by the Criteria Network | Notes (#) | 0 | 2021 | Criteria's webpage | P | 0 | 1 | 1 | 2 | P | 0 | 22000 | 22000 | 44000 | Social Development | SOC |  |
| | | | | | | P(a) | 0 | 1 | 1 | 2 | P(a) | 0 | 22000 | 22000 | 44000 | | | |
| | | | | | | A | | | | | A | | | | | | | |
| 2 Component 2. Knowledge transfer and exchange | | | | | | Physical Progress | | | | | Financial Progress | | | | | Theme | Fund | Flags |
| Outputs | Output Description | Unit of Measure | Baseline | Baseline Year | Means of verification | 2021 | 2022 | 2023 | EOP | 2021 | 2022 | 2023 | EOP | | | | | |
| 2.1 Policy dialogue events organized | Number of policy dialogue meetings conducted | Events (#) | 0 | 2021 | Agenda and participant's list | P | 0 | 6 | 6 | 12 | P | 5000 | 35000 | 35000 | 75000 | Social Development | SOC |  |
| | | | | | | P(a) | 1 | 7 | 7 | 14 | P(a) | 5000 | 35000 | 35000 | 70000 | | | |
| | | | | | | A | | | | | A | | | | | | | |
| 2.2 Workshops organized | Virtual meetings, policy dialogues and workshops organized by the Criteria Network | Workshops (#) | 0 | 2021 | Agenda and participant's list | P | 0 | 3 | 3 | 6 | P | 0 | 25000 | 25000 | 50000 | Social Development | SOC |  |
| | | | | | | P(a) | 0 | 3 | 3 | 6 | P(a) | 0 | 25000 | 25000 | 50000 | | | |
| | | | | | | A | | | | | A | | | | | | | |

Other Cost

Total Cost

| | 2021 | 2022 | 2023 | Total Cost |
|------|------------|--------------|--------------|--------------|
| P | \$5,000.00 | \$122,500.00 | \$122,500.00 | \$250,000.00 |
| P(a) | \$5,000.00 | \$122,500.00 | \$122,500.00 | \$245,000.00 |
| A | | | | |

 CRF Indicator

 Standard Output Indicator