















Results Matrix

Outcomes		
Outcome:	1 An application developed and piloted to mitigate the negative effects that social distancing measures can and socio-emotional development of children.	
		

Outputs: Annual Physical and Financial Progress

1 Natural Language Processing						Physical Progress					Financial Progress					Theme	Fund	Flags		
Outputs	Output Description	Unit of Measure	Baseline	Baseline Year	Means of verification	2020	2021	2022	2023	EOP	2020	2021	2022	2023	EOP					
1.1 Pilot interventions designed	Design of treatment	Pilots (#)	0	2020	Application designed	P	1	0	0	0	1	P	50000	0	0	0	50000	Education	CTY	
						P(a)	1	0	0	0	0	P(a)	50000	0	0	0	0			
						A						A								
1.2 Pilot interventions implemented	Pilot Implemented	Pilots (#)	0	2020	Consultants Final Report	P	0	1	1	0	2	P	0	20000	20000	0	40000	Education	CTY	
						P(a)	0	1	1	0	2	P(a)	0	20000	20000	0	40000			
						A						A								
1.3 Individuals Trained	Parents participating in pilot	Individuals (#)	0	2020	Consultants Annual Report	P	0	1000	1000	0	2000	P	0	20000	20000	0	40000	Education	CTY	
						P(a)	0	1000	1000	0	2000	P(a)	0	20000	20000	0	40000			
						A						A	0				0			
1.4 Training workshops delivered	Training workshops for virtual mentors and tutors	Workshops (#)	0	2020	Consultants Annual Report	P	0	3	0	0	3	P	0	10000	10000	0	20000	Education	CTY	
						P(a)	0	3	0	0	3	P(a)	0	10000	10000	0	20000			
						A	0				0	A	0				0			
2 Assessment of attitudes, practices, learning and socio-emotional skills						Physical Progress					Financial Progress					Theme Fund Flags				
Outputs	Output Description	Unit of Measure	Baseline	Baseline Year	Means of verification	2020	2021	2022	2023	EOP	2020	2021	2022	2023	EOP	Theme	Fund	Flags		
2.1 Impact evaluations designed	Experimental Impact Evaluation Designed	Evaluations (#)	0	2020	Evaluation report	P	1	0	0	0	1	P	10000	0	0	0	10000	Education	CTY	
						P(a)	1	0	0	0	0	P(a)	10000	0	0	0	0			
						A						A								
2.2 Experimental impact evaluation (ex-ante or ex-post) performed	Experimental Impact Evaluation Completed	Evaluation Final Report (#)	0	2020	Evaluation report	P	0	0	0	1	1	P	0	39000	30353	20000	89353	Education	CTY	
						P(a)	0	0	0	1	1	P(a)	0	39000	30353	20000	89353			
						A						A	0				0			
2.3 Process evaluations conducted	Qualitative Evaluation Completed	Evaluation Final Report (#)	0	2020	Evaluation report	P	0	0	0	1	1	P	0	0	0	36000	36000	Education	CTY	
						P(a)	0	0	0	1	1	P(a)	0	0	0	36000	36000			
						A						A	0				0			
2.4 New databases created	Creation of database	Databases (#)	0	2020	Evaluation report	P	0	1	0	0	1	P	0	19000	0	0	19000	Education	CTY	
						P(a)	0	1	0	0	1	P(a)	0	19000	0	0	19000			
						A						A								
2.5 Monitoring and evaluation systems designed	System created for monitoring of the intensity of treatment	M&E systems (#)	0	2020	Evaluation report	P	0	1	0	0	1	P	0	30000	0	0	30000	Education	CTY	
						P(a)	0	1	0	0	1	P(a)	0	30000	0	0	30000			
						A	0				0	A	0				0			
2.6 Monitoring and evaluation systems implemented	System for Monitoring of th eImplementation of Treatment Implemented	M&E systems (#)	0	2020	Evaluation report	P	0	1	1	0	2	P	0	10000	10000	0	20000	Education	CTY	
						P(a)	0	1	1	0	2	P(a)	0	10000	10000	0	20000			
						A	0				0	A	0				0			
3 Dissemination						Physical Progress					Financial Progress					Theme Fund Flags				
Outputs	Output Description	Unit of Measure	Baseline	Baseline Year	Means of verification	2020	2021	2022	2023	EOP	2020	2021	2022	2023	EOP	Theme	Fund	Flags		
3.1 Presentations delivered	Power Point Presentation	Presentations (#)	0	2020	Power Point Presentation	P	0	1	0	1	2	P	0	0	500	500	1000	Education	CTY	
						P(a)	0	1	0	1	2	P(a)	0	0	500	500	1000			
						A	0				0	A	0				0			
3.2 Working Papers prepared	Policy Note Developed	Papers (#)	0	2020	Policy Notes	P	0	0	0	1	1	P	0	0	0	6000	6000	Education	CTY	
						P(a)	0	0	0	1	1	P(a)	0	0	0	6000	6000			
						A	0				0	A	0				0			
3.3 Workshops organized	Dissemination Workshop	Workshops (#)	0	2020	Training Workshops	P	0	0	0	1	1	P	0	0	1500	1500	3000	Education	CTY	
						P(a)	0	0	0	1	1	P(a)	0	0	1500	1500	3000			
						A	0				0	A								

Other Cost

Total Cost

	2020	2021	2022	2023	Total Cost
P	\$60,000.00	\$148,000.00	\$92,353.00	\$64,000.00	\$364,353.00
P(a)	\$60,000.00	\$148,000.00	\$92,353.00	\$64,000.00	\$304,353.00
A					