










Results Matrix

Outcomes														
Outcome:	1 Support the development of projects													
Indicators	Flags*	Unit of Measure	Baseline	Baseline Year	Means of verification		2023	2024	2025	EOP				
1.1 Number of preparation studies* (proposals, assessments, models, civil works designs, feasibility studies, and		Preparation Studies (#)	0.00	2022	Project Execution Report	P	0.00	1.00	1.00	2.00				
						P(a)	0.00	1.00	1.00	2.00				
						A								
Outcome:	2 Strengthening of the public institution that executes the innovation policy, by contributing to close gender, climate change and territorial gaps.													
														

Outputs: Annual Physical and Financial Progress

1 Institutional Strengthening of SENACYT for research by mission to close gaps and digital transformation						Physical Progress					Financial Progress							
Outputs	Output Description	Unit of Measure	Baseline	Baseline Year	Means of verification		2023	2024	2025	EOP		2023	2024	2025	EOP	Theme	Fund	Flags
1.1 Diagnostics and assessments completed	Diagnosis of analysis and quantification of gender, climate change and territorial gaps to define actions that follow their	Diagnostics (#)	0	2022	Project Execution Report	P	0	1	0	1	P	0	90000	0	90000	Institutional Development	W2C	
						P(a)	0	1	0	1	P(a)	0	90000	0	90000			
						A					A							
1.2 Project proposal developed	Assessments and similar to support development of sustainable projects.	Proposals (#)	0	2022	Project Execution Report	P	0	1	0	1	P	0	50000	0	50000	Institutional Development	ACL	
						P(a)	0	1	0	1	P(a)	0	50000	0	50000			
						A					A							
1.3 Training workshops delivered	Workshops and trainings for the development of capacities for the selection, execution and evaluation of	Workshops (#)	0	2022	Project Execution Report	P	0	0	1	1	P	0	0	10000	10000	Institutional Development	W2C	
						P(a)	0	0	1	1	P(a)	0	0	10000	10000			
						A					A							
2 Design of instruments for innovation						Physical Progress					Financial Progress							
Outputs	Output Description	Unit of Measure	Baseline	Baseline Year	Means of verification		2023	2024	2025	EOP		2023	2024	2025	EOP	Theme	Fund	Flags
2.1 Diagnostics and assessments completed	Diagnosis that identifies the needs to strengthen the capacities of health research centers including activities	Diagnostics (#)	0	2022	Project Execution Report	P	0	1	0	1	P	0	95000	0	95000	Institutional Development	W2C	
						P(a)	0	1	0	1	P(a)	0	95000	0	95000			
						A					A							
2.2 Institutional development plan designed	Assessments and similar to support development of sustainable projects.	Plans (#)	0	2022	Project Execution Report	P	0	1	0	1	P	0	50000	0	50000	Institutional Development	ACL	
						P(a)	0	1	0	1	P(a)	0	50000	0	50000			
						A					A							
2.3 Training workshops delivered	Workshops and trainings for the development of capacities for the selection, execution and evaluation of	Workshops (#)	0	2022	Project Execution Report	P	0	0	1	1	P	0	0	5000	5000	Institutional Development	W2C	
						P(a)	0	0	1	1	P(a)	0	0	5000	5000			
						A					A							
3 Communication and dissemination						Physical Progress					Financial Progress							
Outputs	Output Description	Unit of Measure	Baseline	Baseline Year	Means of verification		2023	2024	2025	EOP		2023	2024	2025	EOP	Theme	Fund	Flags
3.1 Methodologies designed/strengthened	Development of an evaluation methodology to measure the potencial impact of innovation projects and activities	Methodologies (#)	0	2022	Project Execution Report	P	0	1	0	1	P	0	20000	0	20000	Institutional Development	W2C	
						P(a)	0	1	0	1	P(a)	0	20000	0	20000			
						A					A							
3.2 Training workshops delivered	Training for SENACYT employees to promote the application of social innovation as a tool to solve problems and find solutions	Workshops (#)	0	2022	Project Execution Report	P	0	0	1	1	P	0	0	10000	10000	Institutional Development	W2C	
						P(a)	0	0	1	1	P(a)	0	0	10000	10000			
						A					A							

Other Cost

Total Cost

	2023	2024	2025	Total Cost
P		\$305,000.00	\$25,000.00	\$330,000.00
P(a)		\$305,000.00	\$25,000.00	\$330,000.00
A				