


Results Matrix








Outcomes

Outcome:

1 Support for the repositioning of the Dominican Republic in global value chains



Outputs: Annual Physical and Financial Progress

1 Development of mechanisms and instruments to promote the insertion of the DR in the GVCs						Physical Progress					Financial Progress					Theme	Fund	Flags
Outputs	Output Description	Unit of Measure	Baseline	Baseline Year	Means of verification		2023	2024	2025	EOP		2023	2024	2025	EOP			
1.1 Operational manuals developed	Development of governance structures, instruments and execution mechanisms, (including ROP draft	Manuals (#)	0	2022	Report	P	1	2	0	3	P	20000	40000	0	60000	Regional Integration	W2D	
						P(a)	1	2	0	3	P(a)	20000	40000	0	60000			
						A					A							
1.2 Diagnostics and assessments completed	Identification of the potential beneficiaries of the export development component program	Diagnostics (#)	0	2022	Report	P	0	0	1	1	P	0	40000	0	40000	Regional Integration	W2D	
						P(a)	0	0	1	1	P(a)	0	40000	0	40000			
						A					A							
2 Institutional strengthening						Physical Progress					Financial Progress					Theme	Fund	Flags
Outputs	Output Description	Unit of Measure	Baseline	Baseline Year	Means of verification		2023	2024	2025	EOP		2023	2024	2025	EOP			
2.1 Policies designed	Support in reviewing and updating current regulations related to export promotion programs.	Policies (#)	0	2022	Report	P	1	0	0	1	P	31000	0	0	31000	Regional Integration	W2D	
						P(a)	1	0	0	1	P(a)	31000	0	0	31000			
						A					A							
2.2 Supervision reports completed	Technical assistance for the supervision of the execution of the support programs of operation DR-L1153	Reports (#)	0	2022	Report	P	2	2	2	6	P	36300	39600	23100	99000	Regional Integration	W2D	
						P(a)	2	2	2	6	P(a)	36300	39600	23100	99000			
						A					A							
2.3 Training workshops delivered	Management training of programs included in the operation	Workshops (#)	0	2022	Report of the event	P	0	2	0	2	P	0	25000	0	25000	Regional Integration	W2D	
						P(a)	0	2	0	2	P(a)	0	25000	0	25000			
						A					A							
2.4 Diagnostics and assessments completed	Technological evaluations of existing IT tools for export promotion.	Diagnostics (#)	0	2022	Report	P	0	0	1	1	P	0	0	30000	30000	Regional Integration	W2D	
						P(a)	0	0	1	1	P(a)	0	0	30000	30000			
						A					A							
2.5 Individuals Trained	knowledge quests	Individuals (#)	0	2022	Report	P	0	3	3	6	P	0	7500	7500	15000	Regional Integration	W2D	
						P(a)	0	3	3	6	P(a)	0	7500	7500	15000			
						A					A							

Other Cost

Total Cost

	2023	2024	2025	Total Cost
P	\$87,300.00	\$152,100.00	\$60,600.00	\$300,000.00
P(a)	\$87,300.00	\$152,100.00	\$60,600.00	\$300,000.00
A				