










Results Matrix

Outcomes								
Outcome:	1 Institutional Capacity of Public Entities Strengthened to Conceive, Operationalize and Execute Public Policies with the Objective of Supporting Economic Productivity in Response to the COVID-19 Crisis							
Indicators	Flags*	Unit of Measure	Baseline	Baseline Year	Means of verification	2020		EOP
1.1 Number of Public Entities Strengthened with TC Support		# of public entities	0.00	2020	Institutional strengthening measures supported	P	16.00	16.00
						P(a)	16.00	16.00
						A	0.00	0.00

 CRF Indicator

Outputs: Annual Physical and Financial Progress

1 1. Development of measures to support MSMEs to face short-term liquidity problems and make productive financing viable for economic recovery						Physical Progress					Financial Progress							
Outputs	Output Description	Unit of Measure	Baseline	Baseline Year	Means of verification	2020	2021	2022	EOP	2020	2021	2022	EOP	Theme	Fund	Flags		
1.1 Diagnostics and assessments completed	Diagnostics and assessments for the design and/or structuring of measures aimed at effectively supporting MSMEs in the short and medium term	Diagnostics (#)	0	2020	Number of diagnostics and assessments supported by the TC for the design/structuring of measures to support MSMEs in the short and medium term	P	4	3	0	7	P	200000	150000	0	350000	Institutional Development	INS	
						P(a)	4	3	0	3	P(a)	200000	150000	0	150000			
						A	0			0	A	0			0			
1.2 New financial instruments developed	New financial instruments developed to support MSMEs in the short and medium term	Instruments (#)	0	2020	Number of New financial instruments developed, supported by the TC for the design/structuring of measures to support MSMEs in the short and medium term	P	1	2	0	3	P	50000	100000	0	150000	Institutional Development	INS	
						P(a)	1	2	0	2	P(a)	50000	100000	0	100000			
						A	0			0	A	0			0			
2 Strengthening of the institutional capacity to operationalize the measures developed						Physical Progress					Financial Progress							
Outputs	Output Description	Unit of Measure	Baseline	Baseline Year	Means of verification	2020	2021	2022	EOP	2020	2021	2022	EOP	Theme	Fund	Flags		
2.1 Strategies designed	Strategy to operationalize the measures developed to support MSMEs during crisis, such as that caused by COVID-19	Strategies (#)	0	2020	Number of studies supported by the TC to operationalize the measures developed to support MSMEs in the short and medium term	P	4	2	0	6	P	200000	100000	0	300000	Institutional Development	INS	
						P(a)	4	2	0	2	P(a)	200000	100000	0	100000			
						A					A							
2.2 Training workshops delivered	Institutional strengthening sessions to operationalize the measures developed to support MSMEs during crisis, such as that caused by COVID-19	Workshops (#)	0	2020	Number of sessions supported by the TC to operationalize the measures developed to support MSMEs in the short and medium term	P	3	2	0	5	P	60000	40000	0	100000	Institutional Development	INS	
						P(a)	3	2	0	2	P(a)	60000	40000	0	40000			
						A					A							
3 Strengthening the capacity to execute, monitor and evaluate the measures developed						Physical Progress					Financial Progress							
Outputs	Output Description	Unit of Measure	Baseline	Baseline Year	Means of verification	2020	2021	2022	EOP	2020	2021	2022	EOP	Theme	Fund	Flags		
3.1 Methodologies designed/strengthened	Methodologies to support public entities in charge of executing measures designed to support MSMEs in a crisis context, such as that caused by COVID-19	Methodologies (#)	0	2020	Number of methodologies designed/strengthened supported by the TC to operationalize the measures developed to support MSMEs in the short and medium term	P	3	2	1	6	P	150000	100000	100000	350000	Institutional Development	INS	
						P(a)	3	2	1	3	P(a)	150000	100000	100000	200000			
						A	0			0	A	0			0			
3.2 Impact evaluations designed	Evaluation Reports to support public entities in charge of executing measures designed to support MSMEs in a crisis context, such as that caused by COVID-19	Evaluations (#)	0	2020	Number of impact evaluations reports designed, supported by the TC to operationalize the measures developed to support MSMEs in the short and medium term	P	3	2	0	5	P	150000	100000	0	250000	Institutional Development	INS	
						P(a)	3	2	0	2	P(a)	150000	100000	0	100000			
						A	0			0	A	0			0			
3.3 Working Papers prepared	Working papers developed to operationalize the measures developed to support MSMEs during crisis, such as that caused by COVID-19	Papers (#)	0	2020	Number of working papers prepared/developed, supported by the TC for the design/structuring of measures to support MSMEs in the short and medium term	P	2	2	0	4	P	100000	100000	0	200000	Institutional Development	INS	
						P(a)	2	2	0	2	P(a)	100000	100000	0	100000			
						A	0			0	A	0			0			
3.4 Training workshops delivered	Institutional strengthening sessions to support the execution of the measures developed to support MSMEs during crisis, such as that caused by COVID-19	Workshops (#)	0	2020	Number of seminars supported by the TC to communicate and disseminate knowledge about the measures developed to support MSMEs in the short and medium term	P	5	5	0	10	P	100000	100000	0	200000	Institutional Development	INS	
						P(a)	5	5	0	5	P(a)	100000	100000	0	100000			
						A	0			0	A	0			0			
4 Communication and Knowledge Dissemination						Physical Progress					Financial Progress							
Outputs	Output Description	Unit of Measure	Baseline	Baseline Year	Means of verification	2020	2021	2022	EOP	2020	2021	2022	EOP	Theme	Fund	Flags		
4.1 Discussion papers developed	Discussion papers and assessments to support the execution of the measures developed (dissemination) to support MSMEs in the short and medium term	Papers (#)	0	2020	Number of discussion papers developed to support the dissemination activities to support MSMEs during crisis, such as that caused by COVID-19	P	0	2	3	5	P	0	40000	60000	100000	Institutional Development	INS	
						P(a)	0	2	3	5	P(a)	0	40000	60000	100000			
						A	0			0	A	0			0			

Other Cost

Total Cost

	2020	2021	2022	Total Cost
P	\$1,010,000.00	\$830,000.00	\$160,000.00	\$2,000,000.00
P(a)	\$1,010,000.00	\$830,000.00	\$160,000.00	\$990,000.00
A				

 CRF Indicator

 Standard Output Indicator