

PROJECT STATUS REPORT

JULY 2017 - DECEMBER 2017

SECTION 1: PROJECT SUMMARY

PROJECT NAME: Project Grow: Promoting Local Sourcing for an International Jamaican Brand

Project Number: JA-M1035 - Project Num.: ATN/ME-15663-JA

Purpose: To enhance the capacity of small and medium scale farms to supply quality cassava to commercial buyers and to build youth skills to foster their insertion into the cassava value chain as farm workers, processors, and service providers.

Country Admin

JAMAICA

Country Beneficiary

JAMAICA

Executing Agency:

DESNOES & GEDDES FOUNDATION

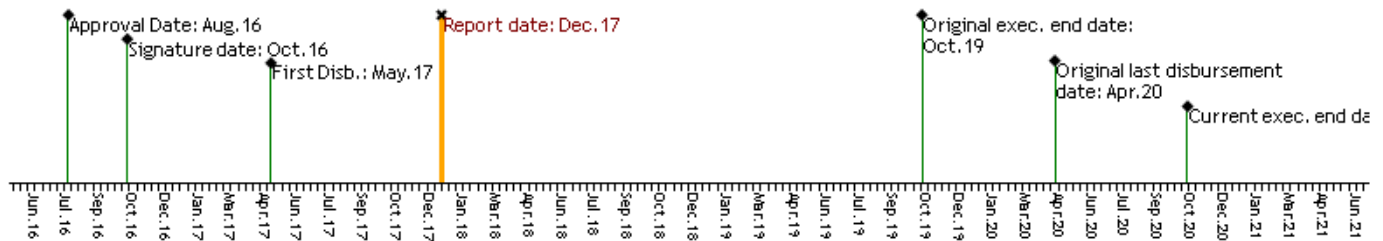
Design Team Leader:

YOLANDA STRACHAN

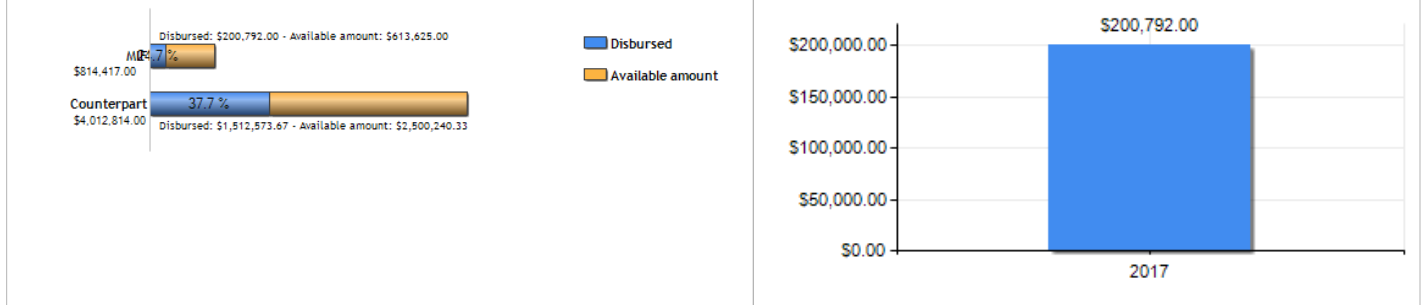
Supervision Team Leader:

SEGREE TERRY-ANN SHARLENE

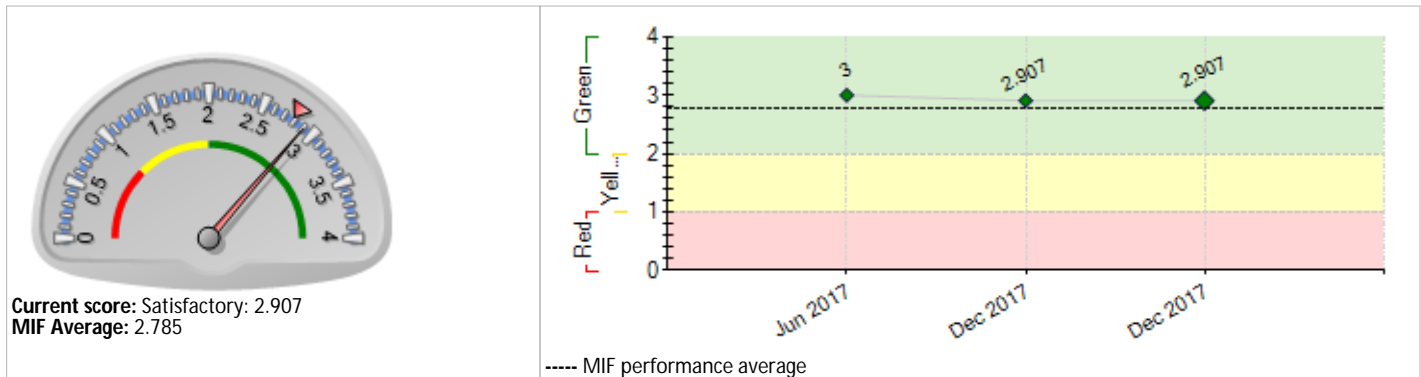
PROJECT CYCLE



FUNDS



PERFORMANCE SCORE



EXTERNAL RISKS

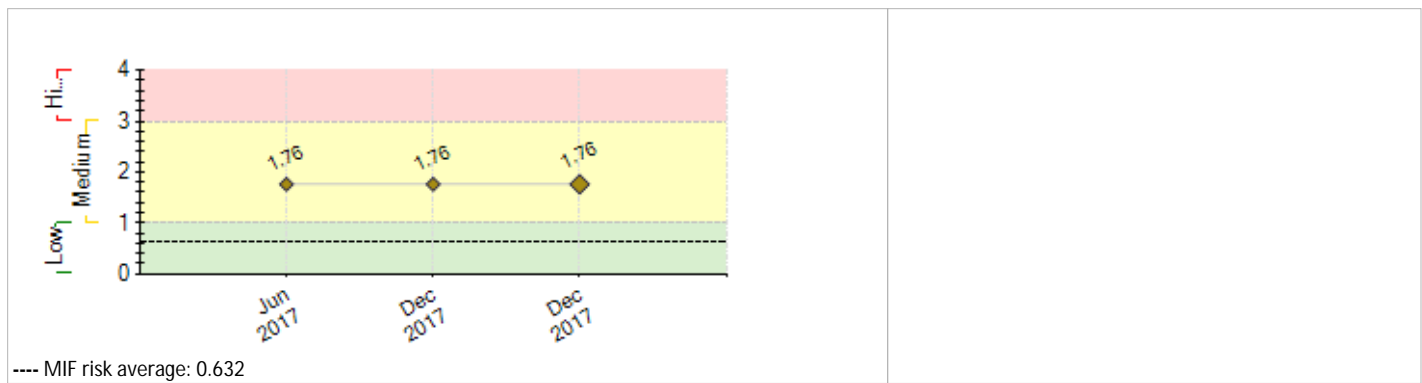
INSTITUTIONAL CAPACITY

Risk

Financial Management: Medium

Procurement: Medium

Technical Capacity: Low



SECTION 2: PERFORMANCE

Summary of project performance since inception

Report was already submitted. Was advised to type this to be able to close out this out.

Comments from the Supervision Team Leader

Agree with the Executing Agency comments
PSR duplicated

Summary of project performance in the last six months

Report was already submitted. Was advised to type this to be able to close out this out

Comments from the Supervision Team Leader

Agree with the Executing Agency comments
PSR duplicated

SECTION 3: INDICATORS AND MILESTONES

Indicators	Baseline	Intermediate 1	Intermediate 2	Intermediate 3	Planned	Achieved	Status
Goal: To increase the incomes of small and medium scale cassava farmers, as well as generate sustainable employment opportunities for vulnerable youth in Jamaica.	I.1 Project Grow graduates placed in jobs (disaggregated by sex)	62	122	250	380	480	69
		Oct 2016	Oct 2017	Oct 2018	Oct 2019	Oct 2020	Dec 2017
	I.2 Value of annual sales to new domestic or export markets by Project Grow farms	0	880000	2000000	3900000	6200000	100000
		Oct 2016	Oct 2017	Oct 2018	Oct 2019	Oct 2020	Dec 2017
	I.3 Number of Project Grow farms selling to new domestic or export markets (CRF 330601)	0	50	100	150	200	102
		Oct 2016	Oct 2017	Oct 2018	Oct 2019	Oct 2020	Dec 2017
	I.4 Kilograms of cassava supplied to Red Stripe processing plant by Project grow farms	0	2000000	6800000	12700000	24000000	488200
		Oct 2016	Oct 2017	Oct 2018	Oct 2019	Oct 2020	Dec 2017
Purpose: To enhance the capacity of small and medium scale farms to supply quality cassava to commercial buyers and to build youth skills to foster their insertion into the cassava value chain as farm workers, processors, and service providers.	R.1 Percentage of youth graduating from the Project Grow training program (disaggregated by sex)	0	80	80	80	80	100
		Oct 2016	Oct 2017	Oct 2018	Oct 2019	Oct 2020	Dec 2017
	R.2 Number of farms that have adopted new practices or technologies (CRF230100)	0	50	100	150	200	93
		Oct 2016	Oct 2017	Oct 2018	Oct 2019	Oct 2020	Dec 2017
	R.3 Average yields for Project Grow farms (tons/ha)	11	17	21	25	30	13
		Oct 2016	Oct 2017	Oct 2018	Oct 2019	Oct 2020	Dec 2017
	R.4 : Acres of land sustainably managed (CRF 240100)	0	500	1000	1500	2000	1212
		Oct 2016	Oct 2017	Oct 2018	Oct 2019	Oct 2020	Dec 2017
	R.5 Average starch content of cassava tubers supplied by Project Grow farms	0	25	26	27	28	23
		Oct 2016	Oct 2017	Oct 2018	Oct 2019	Oct 2020	Dec 2017
Component 1: Enhancing Technical and Agronomic Capacity for Cassava Production Weight: 20% Classification: Satisfactory	C1.1 Farmer Training curriculum and technical manual for climate smart cassava production developed	0	1	1	1	1	On Course
		Oct 2016	Oct 2017	Oct 2018	Oct 2019	Oct 2017	Aug 2017
	C1.12 Number of Project Grow field staff and technicians trained in climate smart cassava production (disaggregated by sex)	0	5	10	15	15	69
		Oct 2016	Oct 2017	Oct 2018	Oct 2019	Nov 2020	Dec 2017
	C1.13 Number of farmers trained in climate smart commercial cassava production (disaggregated by sex)	0	50	150	200	200	125
		Oct 2016	Oct 2017	Oct 2018	Oct 2019	Oct 2020	Dec 2017
	C1.14 Number of farmers trained in agro entrepreneurship and receiving business advisory services (disaggregated by sex)	0	50	150	200	200	0
		Oct 2016	Oct 2017	Oct 2018	Oct 2019	Oct 2020	Dec 2017
							Delayed
Component 2: Developing a Climate Smart Production System Weight: 30% Classification: Satisfactory	C2.11 Number of high yielding climate smart cassava varieties tested	0	3	6	8	8	12
		Oct 2016	Oct 2017	Oct 2018	Oct 2019	Oct 2020	Oct 2017
	C2.12 Number of nurseries established to propagate high yielding climate smart plant material	0	3	6	6	6	3
		Oct 2016	Oct 2017	Oct 2018	Oct 2019	Oct 2020	Jun 2017
	C2.13 Number of nurseries established to propagate high yielding climate smart plant material	0	1	2	3	3	3
		Oct 2016	Oct 2017	Oct 2018	Oct 2019	Oct 2020	Nov 2017
Component 3: Scaling Up Youth Training in Agriculture and Cassava Production Weight: 25% Classification: Satisfactory	C3.11 Number of youth trained in farm management and cassava production (disaggregated by sex)	67	250	500	750	1000	88
		Oct 2016	Oct 2017	Oct 2018	Oct 2019	Oct 2020	Dec 2017
	C3.12 Number of youth trained in leadership and life skills (disaggregated by sex)	67	250	500	750	1000	0
		Oct 2016	Oct 2017	Oct 2018	Oct 2019	Oct 2020	Dec 2017
	C3.13 Number of Project Grow youth receiving job placement assistance from NEO	0	250	500	750	1000	
							Delayed

(disaggregated by sex)		Oct 2016	Oct 2017	Oct 2018	Oct 2019	Oct 2020		
Component 4: IMPROVING ACCESS TO FINANCE FOR SMALLHOLDERS IN THE CASSAVA VALUE CHAIN Weight: 5% Classification: Satisfactory	C4.I1 Number of specially adapted credit products developed for cassava farms	0	2	2	2	2	2	On Course
		Oct 2016	Oct 2017	Oct 2018	Oct 2019	Oct 2017	Oct 2017	
	C4.I2 Number of farms receiving credit	0	50	150	200	200	100	On Course
		Oct 2016	Oct 2017	Oct 2018	Oct 2019	Oct 2020	Oct 2017	
Component 5: Knowledge and Strategic Communications Weight: 20% Classification: Satisfactory	C4.I3 Volume of credit disbursed to Project Grow farms	0	300000	1000000	1600000	1600000	766812	On Course
		Oct 2016	Oct 2017	Oct 2018	Oct 2019	Oct 2020	Oct 2017	
	C5.I1 Case Study	0				1		
						Oct 2019		

Milestones	Planned	Due Date	Achieved	Date of achievement	Status
M3 Conditions Prior	10	Apr 2017	10	Apr 2017	Achieved
M4 Technical Cooperation Agreement finalized and work program for (i) ecosystem based approach for cassava production, (ii) agribusiness curriculum developed	1	Oct 2017	1	Jul 2017	Achieved
M5 Technical manual and training manual for ecosystem based approach developed	1	Mar 2018			
M6 50% of agribusiness and ecosystem based trainings scheduled completed	50	Nov 2018			
M7 100% of agribusiness and ecosystem based trainings scheduled completed	100	Feb 2019			

CRITICAL ISSUES THAT HAVE AFFECTED PERFORMANCE*[None reported in this period]***SECTION 4: RISKS****MOST IMPORTANT RISKS AFFECTING FUTURE PERFORMANCE**

	Level	Mitigation action	Responsible
1. Farmers are unable to repay the loans for starter kits.	Medium	Farmers selected for purchase contracts will be carefully screened by both Red Stripe and the financial institution to determine their capacity to produce cassava and repay the loan.	Project Coordinator
2. The partnering financial institution has lower than expected capacity to develop new products and administer the credit facility for farmers	Medium	The MIF has worked with Red Stripe to develop specific TORs in order to select a financial institution with the capacity, experience and track record to manage the credit facility.	Project Coordinator
3. Jamaica, like most small island developing countries, is vulnerable to the impact of climate change, particularly extreme drought, flooding and storm events which could negatively affect the cassava harvest	Medium	The promotion and use of high-yielding climate resilient cassava varieties could help to mitigate the risk of crop losses. Further to this, the geographical dispersion of the cassava clusters across the island will also mitigate against this risk. The cassava cultivation training provided will also build the knowledge of farmers on land practices to reduce the effect of adverse climatic conditions	Project Coordinator

PROJECT RISK LEVEL: Medium TOTAL NUMBER OF RISKS: 5 IN EFFECT RISKS: 3 NOT IN EFFECT RISKS: 0 MITIGATED RISKS: 2**SECTION 5: SUSTAINABILITY****Likelihood of project sustainability after project completion:** HP - Highly Probable**CRITICAL ISSUES THAT MAY AFFECT PROJECT SUSTAINABILITY***[None reported in this period]***Actions related to sustainability which have been taken in the reporting period:**

Report was already submitted. Was advised to type this to be able to close out this out

SECTION 6: PRACTICAL LESSONS*[No lessons learned found]*