






Results Matrix

Outcomes

Outcome:	1 Review of anti-xenophobic approaches							
Indicators		Flags*	Unit of Measure	Baseline	Baseline Year	Means of verification	EOP	
1.1 Comparative findings from country surveys			Document	0.00	2022	Document published	P	1.00
							P(a)	1.00
							A	1.00
Outcome:	2 Anti-xenophobic Toolkit designed							
Indicators		Flags*	Unit of Measure	Baseline	Baseline Year	Means of verification	EOP	
2.1 Toolkit produced and adopted by countries			Document	0.00	2022	Adoption by countries	P	13.00
							P(a)	13.00
							A	13.00
Outcome:	3 Generation of knowledge products that facilitate decision-making based on increased evidence							
Indicators		Flags*	Unit of Measure	Baseline	Baseline Year	Means of verification	EOP	
3.1 Migratory improvements disseminated			Events	0.00	2022	Seminars organized	P	2.00
							P(a)	2.00
							A	2.00

 CRF Indicator

Outputs: Annual Physical and Financial Progress

1 Comparative survey of regional anti-xenophobia approaches on a country-by-country basis.						Physical Progress				Financial Progress				Theme	Fund	Flags
Outputs	Output Description	Unit of Measure	Baseline	Baseline Year	Means of verification	2023	2024	EOP	2023	2024	EOP					
1.1 Regulatory frameworks designed	Theoretical framework for anti-xenophobia campaigns globally	Frameworks (#)	0	2022	Framework designed	P	1	0	1	P	17500	0	17500	Gender and Diversity	CCF	
						P(a)	0	0	0	P(a)	0	0	0			
						A				A						
1.2 Annual reports published	Comparative report on survey results	Reports (#)	0	2022	Report	P	1	0	1	P	17500	0	17500	Gender and Diversity	CCF	
						P(a)	0	0	0	P(a)	0	0	0			
						A				A						
2 Development of a region-wide gender-aware anti-xenophobia toolkit for organizing outreach and participatory national campaigns.						Physical Progress				Financial Progress						
Outputs	Output Description	Unit of Measure	Baseline	Baseline Year	Means of verification	2023	2024	EOP	2023	2024	EOP	Theme	Fund	Flags		
2.1 Annual reports published	Development of outreach activities and a participatory process	Reports (#)	0	2022	Report	P	1	0	1	P	26600	0	26600	Regional Integration	CCF	
						P(a)	0	0	0	P(a)	0	0	0			
						A				A						
2.2 Regulatory frameworks designed	Development of gender-aware anti-xenophobia framework	Frameworks (#)	0	2022	Framework designed	P	1	0	1	P	26800	0	26800	Regional Integration	CCF	
						P(a)	0	0	0	P(a)	0	0	0			
						A				A						
2.3 Annual reports published	Finalized gender-aware anti-xenophobia toolkit	Reports (#)	0	2022	Report	P	0	1	1	P	26600	0	26600	Gender and Diversity	CCF	
						P(a)	0	0	0	P(a)	0	0	0			
						A				A						
3 Spaces for discussion between countries in which to debate pro-integration activities.						Physical Progress				Financial Progress						
Outputs	Output Description	Unit of Measure	Baseline	Baseline Year	Means of verification	2023	2024	EOP	2023	2024	EOP	Theme	Fund	Flags		
3.1 Seminars organized	Spaces for discussion	Seminars (#)	0	2021	Seminars organized	P	1	1	2	P	16184	16184	32368	Gender and Diversity	CCF	
						P(a)	0	0	0	P(a)	0	0	0			
						A				A						

Other Cost

Total Cost

	2023	2024	Total Cost
P	\$131,184.00	\$16,184.00	\$147,368.00
P(a)			
A			

 CRF Indicator  Standard Output Indicator