











Results Matrix

Outcomes										
Outcome:	1 Promote the development of border logistics and the network of competitive logistics services that generate added value to the cargo that transits the country									
Indicators	Flags*	Unit of Measure	Baseline	Baseline Year	Means of verification		2023	2024	2025	EOP
1.1 Number of technological mechanisms strengthened		Mecanismos	3.00	2022		P	2.00	1.00	0.00	
						P(a)	2.00	1.00	0.00	
						A				
1.2 Binational coordination carried out		Capacitación	3.00	2022		P	1.00	1.00	1.00	
						P(a)	1.00	1.00	1.00	
						A				
1.3 Number of operational mechanisms strengthened		Mecanismos	2.00	2022		P	0.00	1.00	0.00	
						P(a)	0.00	1.00	0.00	
						A				
1.4 Digitized Processes		Pro	0.00	2022		P	0.00	2.00	0.00	
						P(a)	0.00	2.00	0.00	
						A				
1.5 Equal Opportunities Policy for Women in Customs disclosed in at least three regional offices		Capacitación	0.00	2022		P	3.00	0.00	0.00	
						P(a)	3.00	0.00	0.00	
						A				
Outcome:	2 Strengthen capacities to attract investment and promote exports									
Indicators	Flags*	Unit of Measure	Baseline	Baseline Year	Means of verification		2023	2024	2025	EOP
2.1 Digitized Processes		Procesos	0.00	2022		P	0.00	2.00	0.00	
						P(a)	0.00	2.00	0.00	
						A				

 CRF Indicator

Outputs: Annual Physical and Financial Progress

Promote the development of border logistics and the network of competitive logistics services that generate added value to the cargo that transits the country						Physical Progress					Financial Progress							
Outputs	Output Description	Unit of Measure	Baseline	Baseline Year	Means of verification											Theme	Fund	Flags
						2023	2024	2025	EOP	2023	2024	2025	EOP					
1.1 Diagnostics and assessments completed	Under this indicator all the technical analyzes to design or strengthen the methodological instruments are contemplated	Diagnostics (#)	0	2022	Número	P	0	2	0	2	P	0	10000	0	10000	Regional Integration	W2D	
						P(a)	0	2	0	2	P(a)	0	10000	0	10000			
						A					A							
1.2 Process evaluations conducted	Under this indicator all the technical analyzes to design or strengthen the methodological instruments are contemplated	Evaluation Final Report (#)	0	2021	Número	P	0	2	0	2	P	0	30000	0	30000	Institutional Development	W2D	
						P(a)	0	2	0	2	P(a)	0	30000	0	30000			
						A					A							
1.3 Training workshops delivered	This indicator includes activities for the transfer of good international practices, technical support	Workshops (#)	0	2021	Número	P	3	0	0	3	P	10000	0	0	10000	Gender and Diversity	W2D	
						P(a)	3	0	0	3	P(a)	10000	0	0	10000			
						A					A							
1.4 Supervision reports completed	Under this indicator, all the technical analyzes to design or strengthen the operation of the PILA program are contemplated	Reports (#)	0	2021	Número	P	5	0	0	5	P	15000	0	0	15000	Regional Integration	W2D	
						P(a)	5	0	0	5	P(a)	15000	0	0	15000			
						A					A							
1.5 Supervision reports completed	Under this indicator, all the technical analyzes to design or strengthen the operation of the PILA program are contemplated	Reports (#)	0	2021	Número	P	2	3	2	7	P	15000	15000	10000	40000	Regional Integration	W2D	
						P(a)	2	3	2	7	P(a)	15000	15000	10000	40000			
						A					A							
1.6 Supervision reports completed	This indicator includes activities for the transfer of good international practices, technical support	Reports (#)	0	2021	Número	P	1	1	0	2	P	5000	5000	5000	15000	Regional Integration	W2D	
						P(a)	1	1	0	2	P(a)	5000	5000	5000	15000			
						A					A							
1.7 Training workshops delivered	This indicator includes activities for the transfer of good international practices, technical support	Workshops (#)	0	2021	Número	P	2	2	2	6	P	10000	10000	0	20000	Regional Integration	W2D	
						P(a)	2	2	2	6	P(a)	10000	10000	0	20000			
						A					A							
1.8 Workshops organized	Under this indicator, transfer activities of good international practices and technical support programs are contemplated	Workshops (#)	0	2021	Número	P	1	1	1	3	P	10000	15000	10000	35000	Regional Integration	W2D	
						P(a)	1	1	1	3	P(a)	10000	15000	10000	35000			
						A					A							
1.9 Process evaluations conducted	Under this indicator, transfer activities of good international practices and technical support programs are contemplated	Evaluation Final Report (#)	0	2021	Número	P	1	1	0	2	P	10000	15000	0	25000	Social Development	W2D	
						P(a)	1	1	0	2	P(a)	10000	15000	0	25000			
						A					A							
2 Strengthen capacities to attract investment and promote exports						Physical Progress					Financial Progress							
Outputs	Output Description	Unit of Measure	Baseline	Baseline Year	Means of verification											Theme	Fund	Flags
						2023	2024	2025	EOP	2023	2024	2025	EOP					
2.4 Training workshops delivered	This indicator includes activities for the transfer of good international practices, technical support	Workshops (#)	0	2021	Número	P	1	0	0	1	P	100000	0	0	100000	Regional Integration	W2D	
						P(a)	1	0	0	1	P(a)	100000	0	0	100000			
						A					A							

Other Cost

Total Cost

	2023	2024	2025	Total Cost
P	\$175,000.00	\$100,000.00	\$25,000.00	\$300,000.00
P(a)	\$175,000.00	\$100,000.00	\$25,000.00	\$300,000.00
A				

 CRF Indicator

 Standard Output Indicator