






Outcomes

Outcome:	1 Improved standardization of the regulation of basic sanitation services in Brazil.									
Indicators	Flags*	Unit of Measure	Baseline	Baseline Year	Means of verification		2021	2022	2023	EOP
1.1 Percentage of publication of the regulatory agenda (*)		Regulatory Instruments	8.70	2021	Web page from the Beneficiary	P	0.00	0.00	30.00	30.00
						P(a)	0.00	0.00	30.00	30.00
						A	0.00			0.00

 CRF Indicator

Outputs: Annual Physical and Financial Progress

1 1. Design and preparation of Regulatory Norms of Reference						Physical Progress					Financial Progress							
Outputs	Output Description	Unit of Measure	Baseline	Baseline Year	Means of verification		2021	2022	2023	EOP		2021	2022	2023	EOP	Theme	Fund	Flags
1.1 Regulatory frameworks designed	Regulatory instruments (Reference norms or standardized procedures)	Frameworks (#)	0	2021	Consultant reports	P	0	2	4	6	P	0	140000	280000	420000	Water and Sanitation	INF	
						P(a)	0	2	4	6	P(a)	0	140000	280000	420000			
						A					A							
2 2. Strengthening of the institutional capacity of ANA and sub-national regulatory agencies						Physical Progress					Financial Progress							
Outputs	Output Description	Unit of Measure	Baseline	Baseline Year	Means of verification		2021	2022	2023	EOP		2021	2022	2023	EOP	Theme	Fund	Flags
2.1 Training workshops delivered	Training courses for Human resources	Workshops (#)	0	2021	Event documents (invites, participants list).	P	0	5	5	10	P	0	10000	10000	20000	Water and Sanitation	INF	
						P(a)	0	5	5	10	P(a)	0	10000	10000	20000			
						A					A							
2.2 Operational manuals developed	Guides (one for each reference norm) for the production and dissemination of knowledge	Manuals (#)	0	2021	Consultant reports	P	0	2	4	6	P	0	17000	33000	50000	Water and Sanitation	INF	
						P(a)	0	2	4	6	P(a)	0	17000	33000	50000			
						A					A							
2.3 Diagnostics and assessments completed	Technical studies to subsidize ANA's regulatory normative activity (Drainage)	Diagnostics (#)	0	2021	Consultant studies	P	0	1	1	2	P	0	25000	25000	50000	Water and Sanitation	INF	
						P(a)	0	1	1	2	P(a)	0	25000	25000	50000			
						A					A							
2.4 Regulatory frameworks designed	Norms, procedures and systems to implement the regulatory management of ANA (mediation and arbitration)	Frameworks (#)	0	2021	Consultant Reports	P	0	1	1	2	P	0	15000	15000	30000	Water and Sanitation	INF	
						P(a)	0	1	1	2	P(a)	0	15000	15000	30000			
						A					A							
2.5 Technical notes created	Technical inputs for Quality Control	Notes (#)	0	2021	Consultant Reports	P	0	1	1	2	P	0	15000	15000	30000	Water and Sanitation	INF	
						P(a)	0	1	1	2	P(a)	0	15000	15000	30000			
						A					A							

Other Cost

Total Cost

CRF Indicator

 Standard Output Indicator