








Results Matrix

Outcomes

Outcome:	1 Improved coordination across country agencies implicated in promoting, coordinating and implementing Competitiveness Policy reforms that affect Business dynamism and the development of dynamic startups									
Indicators	Flags*	Unit of Measure	Baseline	Baseline Year	Means of verification		2022	2023	2024	EOP
1.1 Improved coordination across country agencies implicated in promoting, coordinating and implementing		Propuestas(#)	0.00	2019	Government publication or note	P	0.00	0.00	1.00	1.00
						P(a)	0.00	0.00	1.00	1.00
						A	0.00			

 CRF Indicator

Outputs: Annual Physical and Financial Progress

1 Review of Instruments, Regulatory and Institutional Framework for business competitiveness and dynamic entrepreneurship						Physical Progress					Financial Progress							
Outputs	Output Description	Unit of Measure	Baseline	Baseline Year	Means of verification		2022	2023	2024	EOP		2022	2023	2024	EOP	Theme	Fund	Flags
1.1 Diagnostics and assessments completed	Diagnostics on regulatory & institutional framework, policies and instruments that impact business dynamism	Diagnostics (#)	0	2022	Final Document	P	0	1	0	1	P	0	40000	0	40000	Institutional Development	W2C	
						P(a)	0	1	0	1	P(a)	0	40000	0	40000			
						A	0			0	A	0			0			
1.2 Policies designed	Policy reform recommendations to enable business dynamism and the development of dynamic startups	Policies (#)	0	2022	Final Document	P	0	0	1	1	P	0	40000	0	40000	Institutional Development	W2C	
						P(a)	0	0	1	1	P(a)	0	40000	0	40000			
						A	0			0	A	0			0			
1.3 Training workshops delivered	Desarrollo de talleres de validación, sensibilización.	Workshops (#)	0	2022	Final Report	P	0	3	1	4	P	0	20000	0	20000	Institutional Development	W2C	
						P(a)	0	3	1	4	P(a)	0	20000	0	20000			
						A	0			0	A	0			0			
2 Development of capacities in the review, formulation and implementation of reforms for competitiveness and business development and dynamic entrepreneurship						Physical Progress					Financial Progress							
Outputs	Output Description	Unit of Measure	Baseline	Baseline Year	Means of verification		2022	2023	2024	EOP		2022	2023	2024	EOP	Theme	Fund	Flags
2.1 Institutional strengthening programs delivered	Design and implement Institutional Program with achievable and measurable goals integrated into the institutional operating system	Programs (#)	0	2022	Final Document	P	0	0	1	1	P	0	0	10000	10000	Institutional Development	W2C	
						P(a)	0	0	1	1	P(a)	0	0	10000	10000			
						A	0			0	A	0			0			
2.2 Networks/communities of practice established	Creation of a interinstitutional working group for policy dialogue and implementation to support business dynamism	Networks (#)				P	0	0	1	1	P	0	0	10000	10000	Institutional Development	W2C	
						P(a)	0	0	1	1	P(a)	0	0	10000	10000			
						A	0			0	A	0			0			
2.3 Workshops organized	Workshops to build capacity for monitoring and evaluation to measure the effectiveness of policies, techniques and instruments	Workshops (#)	0	2022	Final Report	P	0	0	8	8	P	0	0	30000	30000	Institutional Development	W2C	
						P(a)	0	0	8	8	P(a)	0	0	30000	30000			
						A	0			0	A	0			0			

Other Cost

Total Cost

	2022	2023	2024	Total Cost
P		\$100,000.00	\$50,000.00	\$150,000.00
P(a)		\$100,000.00	\$50,000.00	\$150,000.00
A				