





Results Matrix

Outcomes

Outcome:	1 Distributed generation capacity installed											
Indicators	Flags*	Unit of Measure	Baseline	Baseline Year	Means of verification		2021	2022	2023	2024	2025	EOP
1.1 1.1 Amount of distributed generation capacity installed in SMEs		MW	0.00	2021	Amount of distributed generation capacity installed in SMEs	P	0.00	0.00	0.00	10.00	10.00	20.00
						P(a)	0.00	0.00	0.00	10.00	10.00	20.00
						A	0.00					0.00
1.2 1.2 Averted Green House Gas (GHG) emissions achieved by investments financed by the program		Thousands of tons of emitted CO2	0.00	2021	BANCOMEXT monitoring reports	P	0.00	0.00	0.00	0.00	29.60	29.60
						P(a)	0.00	0.00	0.00	0.00	29.60	29.60
						A	0.00					0.00
1.3 1.3 Amount of fund resources for market failures support applied and executed		US\$ Thousands	0.00	2021		P	0.00	0.00	0.00	400.00	0.00	400.00
						P(a)	0.00	0.00	0.00	400.00	0.00	400.00
						A						

 CRF Indicator

Outputs: Annual Physical and Financial Progress

1 Component 1:Diagnosis and identification of priority sectors of interventions in distributed and/or storage energy						Physical Progress							Financial Progress									
Outputs	Output Description	Unit of Measure	Baseline	Baseline Year	Means of verification		2021	2022	2023	2024	2025	EOP		2021	2022	2023	2024	2025	EOP	Theme	Fund	Flags
1.1 Pilot interventions implemented	Support BANCOMEXT to the development of distributed solar generation financing schemes, contribute to the understanding of	Pilots (#)	0	2021	Report by BANCOMEXT	P	0	0	0	0	1	1	P	20000	80000	0	0		100000	Sustainable Energy and Climate Change	CTF	
						P(a)	0	0	0	0	1	1	P(a)	20000	80000	0	0	0	80000			
						A	0						0	A	0							
2 Component 2: Capacity Building and Institutional Strengthening and Development of monitoring and verification systems of results						Physical Progress							Financial Progress									
Outputs	Output Description	Unit of Measure	Baseline	Baseline Year	Means of verification		2021	2022	2023	2024	2025	EOP		2021	2022	2023	2024	2025	EOP	Theme	Fund	Flags
2.1 Environmental impact assessment completed	Support BANCOMEXT in the strengthening of institutional capacities for structuring, monitoring and evaluating the	Assessments (#)				P	0	0	0	0	2	2	P	53000	100000	100000	100000	100000	453000	Sustainable Infrastructure	CTF	
						P(a)	0	0	0	0	2	2	P(a)	53000	100000	100000	100000	100000	400000			
						A								A								
3 Component 3: Support for Market failures						Physical Progress							Financial Progress									
Outputs	Output Description	Unit of Measure	Baseline	Baseline Year	Means of verification		2021	2022	2023	2024	2025	EOP		2021	2022	2023	2024	2025	EOP	Theme	Fund	Flags
3.1 New financial instruments developed	Financial markets	Instruments (#)				P	0	0	0	1	0	1	P		400000				400000	Sustainable Energy and Climate Change	CTF	
						P(a)	0	0	0	1	0	1	P(a)		400000				400000			
						A								A								

Other Cost

Total Cost

	2021	2022	2023	2024	2025	Total Cost
P	\$73,000.00	\$580,000.00	\$100,000.00	\$100,000.00	\$100,000.00	\$953,000.00
P(a)	\$73,000.00	\$580,000.00	\$100,000.00	\$100,000.00	\$100,000.00	\$880,000.00
A						