


Results Matrix







Outcomes

Outcome:

1 promote green citizenship among children and young people of school age, developing knowledge, n on environmental sustainability, climate change and the environment.



Outputs: Annual Physical and Financial Progress

1 1. Measuring green citizenship						Physical Progress					Financial Progress					Theme	Fund	Flags
Outputs	Output Description	Unit of Measure	Baseline	Baseline Year	Means of verification	2022	2023	2024	EOP	2022	2023	2024	EOP					
1.1 Methodologies designed/strengthened	Methodology for measuring green citizenship at school age	Methodologies (#)	0	2022	Consultancy report	P	0	1	0	1	P	0	50000	0	50000	Education	W2E	
						P(a)	0	1	0	1	P(a)	0	50000	0	50000			
						A	0			0	A	0			0			
2 2. Development of green citizenship during the school years						Physical Progress					Financial Progress							
Outputs	Output Description	Unit of Measure	Baseline	Baseline Year	Means of verification	2022	2023	2024	EOP	2022	2023	2024	EOP	Theme	Fund	Flags		
2.1 Diagnostics and assessments completed	Case studies of educational policies and programs on sustainability, climate change and the environment	Diagnostics (#)	0	2022	Consultancy report	P	0	1	0	1	P	30000	20000	0	50000	Education	W2E	
						P(a)	0	1	0	1	P(a)	30000	20000	0	20000			
						A	0			0	A	0			0			
2.2 Methodologies designed/strengthened	Analysis and recommendations on curricula, educational material, teacher training and learning tools to develop green citizenship	Methodologies (#)	0	2022	Consultancy report	P	0	0	1	1	P	0	80000	40000	120000	Education	W2E	
						P(a)	0	0	1	1	P(a)	0	80000	40000	120000			
						A	0			0	A	0			0			
2.3 New databases created	Mapping of school and extracurricular programs to develop green citizenship in school age	Databases (#)	0	2022	Consultancy report	P	0	1	0	1	P	0	50000	0	50000	Education	W2E	
						P(a)	0	1	0	1	P(a)	0	50000	0	50000			
						A	0			0	A	0			0			
3 3. Communications						Physical Progress					Financial Progress							
Outputs	Output Description	Unit of Measure	Baseline	Baseline Year	Means of verification	2022	2023	2024	EOP	2022	2023	2024	EOP	Theme	Fund	Flags		
3.1 Policy briefs completed	Publication with results of components 1 and 2	Briefs (#)	0	2022	Published reports	P	0	0	2	2	P	0	10000	10000	20000	Education	W2E	
						P(a)	0	0	2	2	P(a)	0	10000	10000	20000			
						A	0			0	A	0			0			
3.2 Seminars organized	Communications and events	Seminars (#)	0	2022	Report of activities	P	0	1	1	2	P	0	5000	5000	10000	Education	W2E	
						P(a)	0	1	1	2	P(a)	0	5000	5000	10000			
						A	0			0	A	0			0			

Other Cost

Total Cost

	2022	2023	2024	Total Cost
P	\$30,000.00	\$215,000.00	\$55,000.00	\$300,000.00
P(a)	\$30,000.00	\$215,000.00	\$55,000.00	\$270,000.00
A				