

Operation Number: **RG-T2998**

Inter-American Development Bank - IDB

TCM Cycle: **TCM Period 2017**

Last Update: **9/14/2017**




Result Matrix

Outcomes

Outcome:	1 Regulatory and Institutional Framework improved; Projects prepared and tendered; PPP Knowledge projects merica and the Caribbean countries											
Indicators	Flags*	Unit of Measure	Baseline	Baseline Year	Means of verification		2017	2018	2019	2020	2021	EOP
1.1 # projects prepared and completed		# projects	0,00	2017	Tendered documents	P	0,00		2,00	1,00	1,00	
						P(a)						
						A						
1.2 # knowledge products prepared		# products		2017		P	0,00	2,00	3,00	2,00	1,00	
						P(a)						
						A						
1.3 # regulatory and institutional framework improved		# frameworks		2017		P	0,00	2,00	3,00	3,00	2,00	
						P(a)						
						A						

RF - Contribution

Outputs: Annual Physical and Financial Progress

1 Development of Regulatory Framework, Strengthening of Institutional Capacity and Prioritization of Public-Private Partnerships						Physical Progress							Financial Progress							Theme	Flags	
Outputs	Fund Indicator	Unit of Measure	Baseline	Baseline Year	Means of Verification	2017	2018	2019	2020	2021	EOP	2017	2018	2019	2020	2021	EOP					
1.1 Assessment of the PPP option completed	Other(INF) PPP prioritization tool	Assessments (#)	0	2017	prioritization tool adopted	P	0	1	1	1		3	P	0	100000	200000	300000		600000	Sustainable Infrastructure		
						P(a)						0	P(a)						0			
						A							A									
1.2 Analysis of regulatory-institutional frameworks of PPPs concluded	Other(INF)	Studies(#)	0	2017	studies approved by the Team Leader	P	0	1	2	1	1	5	P		100000	200000	50000	50000	400000	Sustainable Infrastructure		
						P(a)						0	P(a)						0			
						A							A									
2 Support to the preparation of Public-Private Partnerships Projects						Physical Progress							Financial Progress							Theme	Flags	
Outputs	Fund Indicator	Unit of Measure	Baseline	Baseline Year	means or Verification	2017	2018	2019	2020	2021	EOP	2017	2018	2019	2020	2021	EOP					
2.1 Preparatory steps for PPP tender process completed	Other(INF) Preparatory steps for PPP tender process completed	Designs (#)	0	2017	Tender documents	P	0	0	2	1	1	4	P		1000000	2000000	2000000		5000000	Sustainable Infrastructure		
						P(a)						0	P(a)						0			
						A							A									
3 Knowledge Dissemination in Public-Private Partnerships						Physical Progress							Financial Progress							Theme	Flags	
Outputs	Fund Indicator	Unit of Measure	Baseline	Baseline Year	means or Verification	2017	2018	2019	2020	2021	EOP	2017	2018	2019	2020	2021	EOP					
3.1 Workshops organized	Other(INF) Workshops	Workshops (#)	0	2017	List of Participants in the Workshops	P	0	1	2	2	1	6	P		100000	200000	100000	100000	500000	Sustainable Infrastructure		
						P(a)						0	P(a)						0			
						A							A									
3.2 PPP Publications completed	Other(INF)	Publications (#)	0	2017	Publications approved by the Team Leader	P		1	1	1	1	4	P			200000	200000	100000	500000	Sustainable Infrastructure		
						P(a)						0	P(a)						0			
						A							A									

Other Cost

Total Cost

	2017	2018	2019	2020	2021	Total Cost
P		\$1.300.000,00	\$2.800.000,00	\$2.650.000,00	\$250.000,00	\$7.000.000,00
P(a)						
A						

CRF Indicator

Standard Output Indicator