






Results Matrix

Outcomes

Outcome:	1 Contribute to the productivity of the ecuadorian coastal region by supporting the design and execution of activities the EC-L1261 operation for ESPOL.						
Indicators	Flags*	Unit of Measure	Baseline	Baseline Year	Means of verification	EOP	
1.1 Component activities facilitated		Activties	0.00	2019	Final report	P	2.00
						P(a)	2.00
						A	

CRF Indicator

Outputs: Annual Physical and Financial Progress

1 Institutional strengthening through mapping and diagnostics						Physical Progress					Financial Progress					Theme	Fund	Flags
Outputs	Output Description	Unit of Measure	Baseline	Baseline Year	Means of verification	2019	2020	2021	EOP	2019	2020	2021	EOP					
1.1 Diagnostics and assessments completed	Institutional strengthening through mapping and diagnostics	Diagnostics (#)	0	2019	Final Report	P	0	1	1	2	P	0	43500	43500	87000	Institutional Development	INS	
						P(a)	0	1	1	2	P(a)	0	43500	43500	87000			
						A					A							
2 Construction of the institutional architecture						Physical Progress					Financial Progress					Theme	Fund	Flags
Outputs	Output Description	Unit of Measure	Baseline	Baseline Year	Means of verification	2019	2020	2021	EOP	2019	2020	2021	EOP					
2.1 Workshops organized	Execution of workshops for the construction of the institutional architecture	Workshops (#)	0	2019	Final report	P	0	1	0	1	P	0	10000	0	10000	Institutional Development	INS	
						P(a)	0	1	0	1	P(a)	0	10000	0	10000			
						A					A							
2.2 Individuals Trained	Individuals trained as a result of executed workshops and technical visits	Individuals (#)	0	2019	Final report	P	0	0	1	1	P	0	44487	5000	49487	Institutional Development	INS	
						P(a)	0	0	1	1	P(a)	0	44487	5000	49487			
						A					A							

Other Cost

Total Cost

	2019	2020	2021	Total Cost
P		\$97,987.00	\$48,500.00	\$146,487.00
P(a)		\$97,987.00	\$48,500.00	\$146,487.00
A				

CRF Indicator

Standard Output Indicator