

















Results Matrix

Outcomes		
Outcome:	1 Accountability in Honduras increased	
		

Outputs: Annual Physical and Financial Progress

Promotion of transparency, integrity and open government policies						Physical Progress				Financial Progress								
Outputs	Output Description	Unit of Measure	Baseline	Baseline Year	Means of verification	2022	2023	2024	EOP	2022	2023	2024	EOP	Theme	Fund	Flags		
1.1 Diagnostics and assessments completed	Diagnostic and improvement proposal of the National Open Data and Open Government Portal to increase citizens' access to information.	Diagnostics (#)	0	2022	Report	P	0	0	1	1	P	0	13333.33	13333.34	26666.67	Institutional Development	W1D	
						P(a)	0	0	1	1	P(a)	0	13333.33	13333.34	26666.67			
						A					A							
1.2 Diagnostics and assessments completed	Technical assistance for data analysis of asset declarations.	Diagnostics (#)	0	2022	Report	P	0	0	1	1	P	10000	27500	7500	45000	Institutional Development	W1D	
						P(a)	0	0	1	1	P(a)	10000	27500	7500	35000			
						A					A							
1.3 Workshops organized	Elaboration of a training program for the TSC and the end users of the electronic system for asset declarations.	Workshops (#)	0	2022	Training program (schedule and contents)	P	0	0	1	1	P	0	7500	7500	15000	Institutional Development	W1D	
						P(a)	0	0	1	1	P(a)	0	7500	7500	15000			
						A					A							
1.4 Workshops organized	Elaboration of a training program for MARCI auditors.	Workshops (#)	0	2022	Training program (schedule and contents)	P	0	0	1	1	P	0	7500	7500	15000	Institutional Development	W1D	
						P(a)	0	0	1	1	P(a)	0	7500	7500	15000			
						A					A							
1.5 Legislation developed	Support in the elaboration of a civil service bill.	Bills (#)	0	2022	Draft bill	P	0	1	0	1	P	0	15000	0	15000	Institutional Development	W1D	
						P(a)	0	1	0	1	P(a)	0	15000	0	15000			
						A					A							
1.6 Institutional development plan designed	Support in the elaboration and implementation of the Fifth Open Government Action Plan.	Plans (#)	0	2022	Draft of Fifth Action Plan	P	0	0	1	1	P	0	13333.33	13333.34	26666.67	Institutional Development	W1D	
						P(a)	0	0	1	1	P(a)	0	13333.33	13333.34	26666.67			
						A					A							
1.7 Workshops organized	Dissemination of best practices in transparency, integrity and Open Government in Honduras.	Workshops (#)	0	2022	Report on contents and workshop schedule	P	0	0	1	1	P	0	13333.33	13333.33	26666.66	Institutional Development	W1D	
						P(a)	0	0	1	1	P(a)	0	13333.33	13333.33	26666.66			
						A					A							
1.8 Strategies designed	Design an inclusion strategy in Open Government Plans with a gender and diversity focus.	Strategies (#)	0	2022	Report on assesment and strategy.	P	0	1	0	1	P	0	30000	0	30000	Institutional Development	W1D	
						P(a)	0	1	0	1	P(a)	0	30000	0	30000			
						A					A							
2 Traceability of Public Resources						Physical Progress				Financial Progress								
Outputs	Output Description	Unit of Measure	Baseline	Baseline Year	Means of verification	2022	2023	2024	EOP	2022	2023	2024	EOP	Theme	Fund	Flags		
2.1 Transparency and accountability mechanisms developed	Expansion of MapalInversiones platform through adjustments to the National Public Investment System in Honduras.	Transparency & Accountability Mechanisms (#)	0	2022	Report on the expansion and improvements made to the MapalInversiones platform.	P	0	0	1	1	P	0	5000	25000	30000	Institutional Development	W1D	
						P(a)	0	0	1	1	P(a)	0	5000	25000	30000			
						A					A							
2.2 Policies designed	Design, settings and integration of new budget markers on climate change and gender.	Policies (#)	0	2022	Report on budget markers on climate change and gender.	P	0	0	1	1	P	0	15000	5000	20000	Institutional Development	W1D	
						P(a)	0	0	1	1	P(a)	0	15000	5000	20000			
						A					A							
2.3 Diagnostics and assessments completed	Diagnostic on compliance and enforcement of FATF standards on beneficial ownership of legal persons.	Diagnostics (#)	0	2022	Report	P	0	0	1	1	P	0	20000	5000	25000	Institutional Development	W1D	
						P(a)	0	0	1	1	P(a)	0	20000	5000	25000			
						A					A							
2.4 Diagnostics and assessments completed	Diagnostic and roadmap on the transparency of public spending - in particular, public procurement.	Diagnostics (#)	0	2022	Report and roadmap	P	0	0	1	1	P	0	7000	18000	25000	Institutional Development	W1D	
						P(a)	0	0	1	1	P(a)	0	7000	18000	25000			
						A					A							
3 Strengthening of public procurement systems and fiscal contingency analysis.						Physical Progress				Financial Progress								
Outputs	Output Description	Unit of Measure	Baseline	Baseline Year	Means of verification	2022	2023	2024	EOP	2022	2023	2024	EOP	Theme	Fund	Flags		
3.1 Institutional capacity analysis conducted	Support to ONCAE in identification of priorities regarding public procurement.	Assessments (#)	0	2022	Report on assessment and roadmap for the institution.	P	0	0	1	1	P	0	10000	35000	45000	Institutional Development	W1D	
						P(a)	0	0	1	1	P(a)	0	10000	35000	45000			
						A					A							
3.1 Institutional capacity analysis conducted	Support to ONCAE in identification of priorities regarding public procurement.	Evaluations (#)	0	2022	Report on assessment and roadmap for the institution.	P	0	0	1	1	P	0	10000	35000	45000	Institutional Development	W1D	
						P(a)	0	0	1	1	P(a)	0	10000	35000	45000			
						A					A							
3.2 Methodologies designed/strengthened	Elaboration of a methodology to calculate fiscal risks in a specific sector	Methodologies (#)	0	2022	Report containing methodology for calculating fiscal risks.	P	0	0	1	1	P	0	10000	45000	55000	Institutional Development	W1D	
						P(a)	0	0	1	1	P(a)	0	10000	45000	55000			
						A					A							

Other Cost

Total Cost

	2022	2023	2024	Total Cost
P	\$10,000.00	\$194,499.99	\$195,500.01	\$400,000.00
P(a)	\$10,000.00	\$194,499.99	\$195,500.01	\$390,000.00
A				