









Results Matrix

Outcomes

Outcome:	1 Contract supervision and management tools and practices improved									
Indicators	Flags*	Unit of Measure	Baseline	Baseline Year	Means of verification		2022	2023	2024	EOP
1.1 Infrastructure projects compliance with IDBs social and environmental policies and safeguards		projects	0.00	2022	Project compliant with IDBs social and environmental policies and safeguards	P	0.00	2.00	1.00	3.00
						P(a)	0.00	2.00	1.00	3.00
						A	0.00			
1.2 MoPW adopts modern project management techniques and tools		unit	0.00	2022	Annual Report	P	0.00	2.00	3.00	5.00
						P(a)	0.00	2.00	3.00	5.00
						A	0.00			0.00

 CRF Indicator

Outputs: Annual Physical and Financial Progress

1 Strengthening of public capacities for the management and monitoring of works' contracts						Physical Progress				Financial Progress				Theme	Fund	Flags		
Outputs	Output Description	Unit of Measure	Baseline	Baseline Year	Means of verification	2022	2023	2024	EOP	2022	2023	2024	EOP					
1.1 Management information systems (MIS) implemented	Design and implementation o new mechanisms and procedures for strengthening the public sector	Systems (#)	0	2022	Final implementation reports	P	3	2	0	5	P	25000	25000		50000	Sustainable Infrastructure	W2B	
						P(a)	3	2	0	2	P(a)	25000	25000	25000	50000			
						A	0			0	A							
1.2 Supervision reports completed	Supervision reports completed	Reports (#)	0	2022	Supervision reports accepted by the Bank	P	0	6	5	11	P		25000	25000	50000	Sustainable Infrastructure	W2B	
						P(a)	0	6	5	11	P(a)		25000	25000	50000			
						A	0			0	A	0			0			
1.3 Institutions trained	Institutions trained in project management and monitoring ,contract management and environmental management	Institutions (#)	0	2022	Training reports	P	0	2	1	3	P	0	5000	8000	13000	Sustainable Infrastructure	W2B	
						P(a)	0	2	1	3	P(a)	0	5000	8000	13000			
						A	0			0	A	0			0			
2 Development and implementation of technical and socio-environmental management tools						Physical Progress				Financial Progress				Theme	Fund	Flags		
Outputs	Output Description	Unit of Measure	Baseline	Baseline Year	Means of verification	2022	2023	2024	EOP	2022	2023	2024	EOP					
2.1 Management information systems (MIS) implemented	Project management tools developed and implemented	Systems (#)	0	2022	Implementation final reports	P	0	0	1	1	P	0	0	10000	10000	Sustainable Infrastructure	W2B	
						P(a)	0	0	1	1	P(a)	0	0	10000	10000			
						A	0			0	A	0			0			
2.2 Management information systems (MIS) implemented	Social grievance management and monitoring tool designed and implemented	Systems (#)	0	2022	Implementation final reports	P	0	0	1	1	P	0	0	20000	20000	Sustainable Infrastructure	W2B	
						P(a)	0	0	1	1	P(a)	0	0	20000	20000			
						A					A	0			0			
2.3 Individuals Trained	Public servants and supervision firms trained in use of new management tools	Individuals (#)	0	2022	Training workshops delivered	P	0	20	10	30	P	0	5000	10000	15000	Sustainable Infrastructure	W2B	
						P(a)	0	20	10	30	P(a)	0	5000	10000	15000			
						A	0			0	A	0			0			
3 Knowledge, Dissemination, and Communications						Physical Progress				Financial Progress				Theme	Fund	Flags		
Outputs	Output Description	Unit of Measure	Baseline	Baseline Year	Means of verification	2022	2023	2024	EOP	2022	2023	2024	EOP					
3.1 Training workshops delivered	individuals training on gender and diversity	Workshops (#)	0	2022	Training workshops delivered	P	0	0	3	3	P	0	0	12000	12000	Sustainable Infrastructure	W2B	
						P(a)	0	0	3	3	P(a)	0	0	12000	12000			
						A	0			0	A	0			0			
3.2 Training workshops delivered	Training workshops to strengthening skills and facilitate the adoption of the new tools	Workshops (#)	0	2022	Training workshops delivered	P	0	0	4	4	P	0	0	15000	15000	Sustainable Infrastructure	W2B	
						P(a)	0	0	4	4	P(a)	0	0	15000	15000			
						A	0			0	A	0			0			

Other Cost

Total Cost

	2022	2023	2024	Total Cost
P	\$25,000.00	\$60,000.00	\$100,000.00	\$185,000.00
P(a)	\$25,000.00	\$60,000.00	\$125,000.00	\$185,000.00
A				

 CRF Indicator

 Standard Output Indicator