













Results Matrix

Outcomes

Outcome:	1 Strengthening of regulatory frameworks related to Road Safety									
Indicators	Flags*	Unit of Measure	Baseline	Baseline Year	Means of verification		2021	2022	2023	EOP
1.1 Technical Regulations for Workers' Private Transportation		Frameworks (#)	0.00	2021	Framework approved and current	P	1.00	0.00	0.00	1.00
						P(a)	1.00	0.00	0.00	1.00
						A				
1.2 Technical Regulations for School Transportation		Frameworks (#)	0.00	2021	Framework approved and current	P	0.00	1.00	0.00	1.00
						P(a)	0.00	1.00	0.00	1.00
						A				
1.3 Technical Regulations for Tourist Transportation		Frameworks (#)	0.00	2021	Framework approved and current	P	0.00	1.00	0.00	1.00
						P(a)	0.00	1.00	0.00	1.00
						A				
Outcome:	2 Public transport corridors operating under the formal SITP scheme									
Indicators	Flags*	Unit of Measure	Baseline	Baseline Year	Means of verification		2021	2022	2023	EOP
2.1 Public transport corridors operating under the Integrated Public Transport System (SITP) scheme, in accordance		# routes	1.00	2021	INTRAN report	P	0.00	0.00	1.00	1.00
						P(a)	0.00	0.00	1.00	1.00
						A				

CRF Indicator

Outputs: Annual Physical and Financial Progress

1 Regulatory Framework						Physical Progress					Financial Progress					Theme	Fund	Flags
Outputs	Output Description	Unit of Measure	Baseline	Baseline Year	Means of verification	2021	2022	2023	EOP	2021	2022	2023	EOP					
1.1 Regulatory frameworks designed	Preparation of Draft Technical Regulations for Private, School and Tourist transportation	Frameworks (#)	0	2021	Technical studies delivered	P	1	2	0	3	P	15000	30000	0	45000	Sustainable Infrastructure	INF	
						P(a)	1	2	0	2	P(a)	15000	30000	0	30000			
						A					A							
1.2 Regulatory frameworks designed	Technical assistance for the implementation of the concession of the vehicle technical inspection stations and the pilot stations	Frameworks (#)	0	2021	Technical studies delivered	P	0	1	0	1	P	15000	20000	0	35000	Sustainable Infrastructure	INF	
						P(a)	0	1	0	1	P(a)	15000	20000	0	20000			
						A					A							
2 Institutional Strategy						Physical Progress					Financial Progress					Theme	Fund	Flags
Outputs	Output Description	Unit of Measure	Baseline	Baseline Year	Means of verification	2021	2022	2023	EOP	2021	2022	2023	EOP					
2.1 Diagnostics and assessments completed	Technical support for the financial, economic and tariffary consolidation of the SITP	Diagnostics (#)	0	2021	Technical studies delivered	P	0	1	0	1	P	0	20000	0	20000	Sustainable Infrastructure	INF	
						P(a)	0	1	0	1	P(a)	0	20000	0	20000			
						A					A							
2.2 Diagnostics and assessments completed	Strengthening of legal capacities to define policies and processes for the reorganization of public transportation	Diagnostics (#)	0	2021	Technical studies delivered	P	0	1	0	1	P	0	15000	0	15000	Sustainable Infrastructure	INF	
						P(a)	0	1	0	1	P(a)	0	15000	0	15000			
						A					A							
2.3 Diagnostics and assessments completed	Technical support for the operational efficiency of the SITP, including a gender and diversity approach for public transport	Diagnostics (#)	0	2021	Technical studies delivered	P	0	1	0	1	P	0	18000	0	18000	Sustainable Infrastructure	INF	
						P(a)	0	1	0	1	P(a)	0	18000	0	18000			
						A					A							
2.4 Strategies designed	Support for the strengthening of FIMOVIT as a tool for financing the renewal of public transport fleets	Strategies (#)	0	2021	Technical studies delivered	P	0	0	1	1	P	0	10000	22000	32000	Sustainable Infrastructure	INF	
						P(a)	0	0	1	1	P(a)	0	10000	22000	32000			
						A					A							
2.5 Workshops organized	Workshop on socialization and dissemination of FIMOVIT as a financing vehicle	Workshops (#)	0	2021	Final report including list of participants	P	0	0	1	1	P	0	0	5000	5000	Sustainable Infrastructure	INF	
						P(a)	0	0	1	1	P(a)	0	0	5000	5000			
						A					A							
3 Sector Planning						Physical Progress					Financial Progress					Theme	Fund	Flags
Outputs	Output Description	Unit of Measure	Baseline	Baseline Year	Means of verification	2021	2022	2023	EOP	2021	2022	2023	EOP					
3.1 Action plans designed	Structuring and Design of the National Strategic Plan for Road Safety in the Dominican Republic (2021-2024)	Action Plans (#)	0	2021	Technical studies delivered	P	0	1	0	1	P	10000	10000	10000	30000	Sustainable Infrastructure	INF	
						P(a)	0	1	0	1	P(a)	10000	10000	10000	20000			
						A					A							
3.2 Tools designed/strengthened	Formulation of a Methodological Guide for the preparation of Road Safety and Mobility Work Plans	Tools (#)	0	2021	Technical studies delivered	P	0	0	1	1	P	0	10000	15000	25000	Sustainable Infrastructure	INF	
						P(a)	0	0	1	1	P(a)	0	10000	15000	25000			
						A					A							
3.3 Prefeasibility Studies undertaken	Study of trial initiatives to promote electric mobility in public institutions	Studies (#)	0	2021	Technical studies delivered	P	0	0	1	1	P	0	0	35000	35000	Sustainable Infrastructure	INF	
						P(a)	0	0	1	1	P(a)	0	0	35000	35000			
						A					A							
3.4 Pilot interventions designed	Development of efficient operation trials in cargo transportation	Pilots (#)	0	2021	Technical studies delivered	P	0	0	1	1	P	0	15000	20000	35000	Sustainable Infrastructure	INF	
						P(a)	0	0	1	1	P(a)	0	15000	20000	35000			
						A					A							
3.5 Workshops organized	Workshop for the presentation and dissemination of operation trials in cargo transportation	Workshops (#)	0	2021	Final report including list of participants	P	0	0	1	1	P	0	0	5000	5000	Sustainable Infrastructure	INF	
						P(a)	0	0	1	1	P(a)	0	0	5000	5000			
						A					A							

Other Cost

Total Cost

	2021	2022	2023	Total Cost
P	\$40,000.00	\$148,000.00	\$112,000.00	\$300,000.00
P(a)	\$40,000.00	\$148,000.00	\$112,000.00	\$260,000.00
A				

CRF Indicator

Standard Output Indicator