








Results Matrix

Outcomes

Outcome:	1 Generation of evidence on the effectiveness of emergency programs for populations affected by COVID 19 in Brazil										
Indicators	Flags*	Unit of Measure	Baseline	Baseline Year	Means of verification		2020	2021	2022	2023	EOP
1.1 Article: Evaluation of BEm (Beneficio Emergencial)		No of articles	0.00	2020	Reports approved by IADB.	P	0.00	0.00	0.00	1.00	1.00
						P(a)	0.00	0.00	0.00	1.00	1.00
						A	0.00				0.00
1.2 Article: Evaluation of AE (Auxilio Emergencial)		No of articles	0.00	2020	Reports approved by IADB.	P	0.00	0.00	0.00	1.00	1.00
						P(a)	0.00	0.00	0.00	0.00	0.00
						A	0.00				0.00

 CRF Indicator

Outputs: Annual Physical and Financial Progress

1 Component I: Support in the monitoring and evaluation of the BEm Program						Physical Progress						Financial Progress								
Outputs	Output Description	Unit of Measure	Baseline	Baseline Year	Means of verification		2020	2021	2022	2023	EOP		2020	2021	2022	2023	EOP	Theme	Fund	Flags
1.1 Diagnostics and assessments completed	BEm Monitoring Report	Diagnostics (#)	0	2020	Report approved by IADB	P	0	2	0	0	2	P	0	57000	0	0	57000	Labor Markets	SOC	
						P(a)	0	2	0	0	2	P(a)	0	57000	0	0	57000			
						A	0				0	A								
1.2 Diagnostics and assessments completed	Labor market report	Diagnostics (#)	0	2020	Report approved by IADB	P	0	0	4	2	6	P	0	0	57000	0	57000	Labor Markets	SOC	
						P(a)	0	0	4	2	6	P(a)	0	0	57000	0	57000			
						A	0				0	A								
1.3 Technical notes created	Technical Note: a comparative analysis of BEm to other job maintenance programs	Notes (#)	0	2020	Technical Note approved by IADB	P	0	0	0	1	1	P	0	0	0	16000	16000	Labor Markets	SOC	
						P(a)	0	0	0	1	1	P(a)	0	0	0	16000	16000			
						A	0				0	A								
2 Component II: Support in the monitoring, and evaluation of the AEm Program						Physical Progress						Financial Progress								
Outputs	Output Description	Unit of Measure	Baseline	Baseline Year	Means of verification		2020	2021	2022	2023	EOP		2020	2021	2022	2023	EOP	Theme	Fund	Flags
2.1 Annual reports published	AE (Auxilio Emergencial) Monitoring Report	Reports (#)	0	2020	Report approved by IADB	P	0	1	0	0	1	P	0	30000	0	0	30000	Social Development	SOC	
						P(a)	0	1	0	0	1	P(a)	0	30000	0	0	30000			
						A	0				0	A								
2.2 Prefeasibility Studies undertaken	Technical note: challenges for identifying and registering vulnerable populations in CadÚnico framework	Studies (#)	0	2020	Study approved by IADB	P	0	1	0	0	1	P	0	40000	0	0	40000	Social Development	SOC	
						P(a)	0	1	0	0	1	P(a)	0	40000	0	0	40000			
						A	0				0	A								
2.3 Methodologies designed/strengthened	Recommendations of methodologies and strategies for identifying and registering vulnerable populations	Methodologies (#)	0	2020	Methodology approved by IADB	P	0	0	1	0	1	P	0	0	60000	0	60000	Social Development	SOC	
						P(a)	0	0	1	0	1	P(a)	0	0	60000	0	60000			
						A	0				0	A								
3 Component III: Knowledge dissemination						Physical Progress						Financial Progress								
Outputs	Output Description	Unit of Measure	Baseline	Baseline Year	Means of verification		2020	2021	2022	2023	EOP		2020	2021	2022	2023	EOP	Theme	Fund	Flags
3.1 Seminars organized	Seminars to disseminate the knowledge generated with the impact evaluations and technical notes of	Seminars (#)	0	2020	Seminar verified by IADB	P	0	1	1	1	3	P	0	10000	10000	10000	30000	Social Development	SOC	
						P(a)	0	1	1	1	3	P(a)	0	10000	10000	10000	30000			
						A	0				0	A								

Other Cost
Incidentals

Total Cost

 CRF Indicator

 Standard Output Indicator

	2020	2021	2022	2023	Cost
P	\$0.00	\$0.00	\$0.00	\$10,000.00	\$10,000.00
P(a)	\$0.00	\$0.00	\$0.00	\$10,000.00	\$10,000.00
A					

	2020	2021	2022	2023	Total Cost
P		\$137,000.00	\$127,000.00	\$36,000.00	\$300,000.00
P(a)		\$137,000.00	\$127,000.00	\$36,000.00	\$300,000.00
A					