




## Results Matrix

## Outcomes

**Outcome:** 1 Increased efficiency and sustainability of the water and sanitation utilities in the LAC region

 CRF Indicator

## Outputs: Annual Physical and Financial Progress

1 Component 1: Operation, maintenance and implementation of AquaRating						Physical Progress					Financial Progress					Theme			Fund			Flags		
Outputs	Output Description	Unit of Measure	Baseline	Baseline Year	Means of verification	2022	2023	2024	2025	EOP	2022	2023	2024	2025	EOP									
1.1 Operation and Maintenance Plan Implemented		(# Reports)	1	2022	Report from the consulting firm	P	1	1	1	1	4	P	15000	30000	30000	15000	90000	Water and Sanitation	MAF					
						P(a)	1	1	1	1	3	P(a)	15000	30000	30000	15000	90000							
						A					A													
1.2 Diagnostics and assessments completed	AquaRating Diagnosis performed in the LAC Region	Diagnostics (#)	3	2022	AquaRating Diagnosis	P	3	5	5	5	18	P	5000	12500	12500	10000	40000	Water and Sanitation	MAF					
						P(a)	3	5	5	5	15	P(a)	5000	12500	12500	10000	40000							
						A					A													
2 Component 2: Development of new AquaRating products and updating of the existing ones						Physical Progress					Financial Progress													
Outputs	Output Description	Unit of Measure	Baseline	Baseline Year	Means of verification	2022	2023	2024	2025	EOP	2022	2023	2024	2025	EOP	Theme	Fund	Flags						
2.1 New AquaRating Products developed		Products (#)	1	2022	Publication on new products	P	1	1	1	0	3	P	20000	50000	60000	20000	150000	Water and Sanitation	MAF					
						P(a)	1	1	1	0	2	P(a)	20000	50000	60000	20000	150000							
						A					A													
2.2 Focused analyses and transformation plans implemented in water and sanitation utilities		Plans (#)	3	2022	Focused Analysis and transformation plans	P	3	4	5	3	15	P	10000	20000	40000	10000	80000	Water and Sanitation	MAF					
						P(a)	3	4	5	3	12	P(a)	10000	20000	40000	10000	80000							
						A					A													
3 Component 3: Development of a marketing and communication plan to improve visibility and dissemination of the AquaRating products						Physical Progress					Financial Progress													
Outputs	Output Description	Unit of Measure	Baseline	Baseline Year	Means of verification	2022	2023	2024	2025	EOP	2022	2023	2024	2025	EOP	Theme	Fund	Flags						
3.1 Implementation and Management Plan developed	Marketing and Communication Plan to Improve the Dissemination of AquaRating Products	Plans (#)	1	2022	Implementation and Management Plan	P	1	0	1	0	2	P	0	60000	0	20000	80000	Water and Sanitation	MAF					
						P(a)	1	0	1	0	1	P(a)	0	60000	0	20000	80000							
						A					A													
4 Componente 4: Knowledge Products and Dissemination						Physical Progress					Financial Progress													
Outputs	Output Description	Unit of Measure	Baseline	Baseline Year	Means of verification	2022	2023	2024	2025	EOP	2022	2023	2024	2025	EOP	Theme	Fund	Flags						
4.1 Working Papers prepared	Publications Developed	Papers (#)	0	2022	Publication of working papers	P	0	1	2	1	4	P	0	10000	30000	20000	60000	Water and Sanitation	MAF					
						P(a)	0	1	2	1	4	P(a)	0	10000	30000	20000	60000							
						A					A													

## Other Cost

### Total Cost

 CRF Indicator

 Standard Output Indicator

	2022	2023	2024	2025	Total Cost
P	\$50,000.00	\$182,500.00	\$172,500.00	\$95,000.00	\$500,000.00
P(a)	\$50,000.00	\$182,500.00	\$172,500.00	\$95,000.00	\$500,000.00
A					