





Results Matrix

Outcomes

| Outcome:  | 1 Preparation of a plan to strengthen the capacities of the Escuela Superior Politécnica del Litoral (ESPOL) |                 |          |               |                       |      |      |      |      |      |
|---|--|-----------------|----------|---------------|-----------------------|------|------|------|------|------|
| Indicators  | Flags*   | Unit of Measure | Baseline | Baseline Year | Means of verification |      | 2022 | 2023 | 2024 | EOP  |
| 1.1 Preparation of a plan to strengthen the capacities of the Escuela Superior Politécnica del Litoral (ESPOL). |  | Plan(#)         | 0.00     | 2022          | Report                | P    | 0.00 | 0.00 | 1.00 | 1.00 |
|   |  |                 |          |               |                       | P(a) | 0.00 | 0.00 | 1.00 | 1.00 |
|   |  |                 |          |               |                       | A    | 0.00 |      |      |      |

 CRF Indicator

Outputs: Annual Physical and Financial Progress

| 1 Designing of tools to promote CTI           |  |                 |          |               |                       | Physical Progress |      |      |      |     | Financial Progress |      |       |       |       |                           |      |   |
|---|--|-----------------|----------|---------------|-----------------------|-------------------|------|------|------|-----|--------------------|------|-------|-------|-------|---------------------------|------|---|
| Outputs                                       | Output Description   | Unit of Measure | Baseline | Baseline Year | Means of verification |                   | 2022 | 2023 | 2024 | EOP |                    | 2022 | 2023  | 2024  | EOP   | Theme                     | Fund | Flags   |
| 1.1 Diagnostics and assessments completed     | Study to identify the needs of Science, Technology and Innovation (CTI, by its acronym in Spanish) instruments and                 | Diagnostics (#) | 0        | 2022          | Report                | P                 | 0    | 1    | 0    | 1   | P                  | 0    | 40000 | 0     | 40000 | Institutional Development | W2C  |    |
|   |  |                 |          |               |                       | P(a)              | 0    | 1    | 0    | 1   | P(a)               | 0    | 40000 | 0     | 40000 |                           |      |   |
|   |  |                 |          |               |                       | A                 | 0    |      |      | 0   | A                  | 0    |       |       | 0     |                           |      |   |
| 1.2 Tools designed/strengthened               | Design of CTI promotion instruments considering the effective incorporation of climate change and                                  | Tools (#)       |          |               |                       | P                 | 0    | 0    | 1    | 1   | P                  | 0    | 0     | 40000 | 40000 | Institutional Development | W2C  |    |
|   |  |                 |          |               |                       | P(a)              | 0    | 0    | 1    | 1   | P(a)               | 0    | 0     | 40000 | 40000 |                           |      |   |
|   |  |                 |          |               |                       | A                 | 0    |      |      | 0   | A                  | 0    |       |       | 0     |                           |      |   |
| 1.3 Strategies designed                       | The elaboration of a specific communication strategy   | Strategies (#)  | 0        | 2022          | Report                | P                 | 0    | 0    | 1    | 1   | P                  | 0    | 0     | 20000 | 20000 | Institutional Development | W2C  |    |
|   |  |                 |          |               |                       | P(a)              | 0    | 0    | 1    | 1   | P(a)               | 0    | 0     | 20000 | 20000 |                           |      |   |
|   |  |                 |          |               |                       | A                 | 0    |      |      | 0   | A                  | 0    |       |       | 0     |                           |      |   |
| 2 Institutional strengthening                 |  |                 |          |               |                       | Physical Progress |      |      |      |     | Financial Progress |      |       |       |       |                           |      |   |
| Outputs                                       | Output Description   | Unit of Measure | Baseline | Baseline Year | Means of verification |                   | 2022 | 2023 | 2024 | EOP |                    | 2022 | 2023  | 2024  | EOP   | Theme                     | Fund | Flags   |
| 2.1 Diagnostics and assessments completed     | Consulting to carry out a diagnosis and benchmarking of ESPOL's technology transfer capabilities and identify best                 | Diagnostics (#) | 0        | 2022          | Report                | P                 | 0    | 1    | 0    | 1   | P                  | 0    | 30000 | 0     | 30000 | Institutional Development | W2C  |  |
|   |  |                 |          |               |                       | P(a)              | 0    | 1    | 0    | 1   | P(a)               | 0    | 30000 | 0     | 30000 |                           |      |   |
|   |  |                 |          |               |                       | A                 | 0    |      |      | 0   | A                  | 0    |       |       | 0     |                           |      |   |
| 2.2 Institutional capacity analysis conducted | Analysis of institutional capacities in the region and the design and implementation of educational sessions aimed at the staff of | Assessments (#) | 0        | 2022          | Report                | P                 | 0    | 1    | 0    | 1   | P                  | 0    | 30000 | 0     | 30000 | Institutional Development | W2C  |  |
|   |  |                 |          |               |                       | P(a)              | 0    | 1    | 0    | 1   | P(a)               | 0    | 30000 | 0     | 30000 |                           |      |   |
|   |  |                 |          |               |                       | A                 | 0    |      |      | 0   | A                  | 0    |       |       | 0     |                           |      |   |
| 2.3 Workshops organized                       | Technical visits and training activities to strengthen the development of human capital dedicated to the operation                 | Workshops (#)   | 0        | 2022          | Report                | P                 | 0    | 0    | 1    | 1   | P                  | 0    | 0     | 40000 | 40000 | Institutional Development | W2C  |  |
|   |  |                 |          |               |                       | P(a)              | 0    | 0    | 1    | 1   | P(a)               | 0    | 0     | 40000 | 40000 |                           |      |   |
|   |  |                 |          |               |                       | A                 | 0    |      |      | 0   | A                  | 0    |       |       | 0     |                           |      |   |

Other Cost

Total Cost

|      | 2022 | 2023         | 2024         | Total Cost   |
|------|------|--------------|--------------|--------------|
| P    |      | \$100,000.00 | \$100,000.00 | \$200,000.00 |
| P(a) |      | \$100,000.00 | \$100,000.00 | \$200,000.00 |
| A    |      |              |              |              |

 CRF Indicator

 Standard Output Indicator