








Results Matrix

Outcomes											
Outcome:1 Institutional Strengthening of the Monitoring and Evaluation Capacity of the Public Development Banks (PDB)											
Indicators	Flags*	Unit of Measure	Baseline	Baseline Year	Means of verification		2019	2020	2021	2022	EOP
1.1 Number of PDBs strengthened		number	0.00	2019	Agreements signed with PBDs intervened.	P	0.00	0.00	0.00	4.00	4.00
						P(a)	0.00	0.00	0.00	4.00	4.00
						A					

 CRF Indicator

Outputs: Annual Physical and Financial Progress

1 Component 1: Strengthening of the methodological resources for Monitoring and Evaluation						Physical Progress					Financial Progress					Theme	Fund	Flags		
Outputs	Output Description	Unit of Measure	Baseline	Baseline Year	Means of verification	2019	2020	2021	2022	EOP	2019	2020	2021	2022	EOP					
1.1 Diagnostics and assessments completed	M&E Indicators reviewed and identified	Diagnostics (#)	0	2019	Consultant Report	P	0	0	0	1	1	P	25000	5000	0	0	30000	Institutional Development	INS	
						P(a)	0	0	0	1	1	P(a)	0	30000	0	0	30000			
						A						A								
1.2 Prefeasibility Studies undertaken	Existing Administrative Information in PDBs analyzed for possible data exchange and models used, and best practices	Studies (#)	0	2019	Analysis report completed and approved by the Bank	P	0	0	0	1	1	P	0	10000	10000	10000	30000	Digital Economy	INS	
						P(a)	0	0	0	1	1	P(a)	0	10000	10000	10000	30000			
						A						A								
1.3 Virtual platforms designed	Studies to designed a virtual platform for national development bank	Platforms (#)	0	2019	Studies approved by the Bank	P	0	0	0	1	1	P	0	0	20000	20000	40000	Digital Economy	INS	
						P(a)	0	0	0	1	1	P(a)	0	0	20000	20000	40000			
						A						A								
2 Component II: Design of the satellite database capture: Identification fase.						Physical Progress					Financial Progress					Theme	Fund	Flags		
Outputs	Output Description	Unit of Measure	Baseline	Baseline Year	Means of verification	2019	2020	2021	2022	EOP	2019	2020	2021	2022	EOP					
2.1 Diagnostics and assessments completed		Studies (#)	0	2019	Analysis report completed and approved by the Bank	P	0	0	0	1	1	P	0	70000	0	0	70000	Digital Economy	INS	
						P(a)	0	0	0	1	1	P(a)	0	70000	0	0	70000			
						A						A								
2.2 Study for the design of a digital platform		Studies (#)	0	2019	digital platform design and approved by the Bank	P	0	0	0	1	1	P	0	0	0	70000	70000	Digital Economy	INS	
						P(a)	0	0	0	1	1	P(a)	0	0	0	70000	70000			
						A						A								
3 Componente III: Fortalecimiento de capacidades M&E.						Physical Progress					Financial Progress					Theme	Fund	Flags		
Outputs	Output Description	Unit of Measure	Baseline	Baseline Year	Means of verification	2019	2020	2021	2022	EOP	2019	2020	2021	2022	EOP					
3.1 Institutional capacity analysis conducted	Institutional review of PDB and identification of national agendas, norms requirements, and agreements reached	Assessments (#)	0	2019	Consultant Analysis Report approved by the Bank	P	0	1	0	0	1	P	0	10000	0	0	10000	Institutional Development		
						P(a)	0	1	0	0	1	P(a)	0	10000	0	0	10000			
						A						A								
3.2 Tools designed/strengthened	Creation of a virtual library by subjects and collaborative PDB knowledge documents	Tools (#)	0	2019	Tool System designed and approved by the Bank	P	0	0	0	1	1	P	0	0	0	10000	10000	Institutional Development	TBD	
						P(a)	0	0	0	1	1	P(a)	0	0	0	10000	10000			
						A						A								
3.3 Working Papers prepared	Learning materials for National Development Banks	Papers (#)	0	2019	working papers completed and approved by the team leader for publication	P	0	0	0	1	1	P	0	0	0	10000	10000	Digital Economy	INS	
						P(a)	0	0	0	1	1	P(a)	0	0	0	10000	10000			
						A						A								
4 Component IV: Findings Dissemination						Physical Progress					Financial Progress					Theme	Fund	Flags		
Outputs	Output Description	Unit of Measure	Baseline	Baseline Year	Means of verification	2019	2020	2021	2022	EOP	2019	2020	2021	2022	EOP					
4.1 Workshops organized	Workshop to share experiences in strengthening monitoring and evaluation strategies	Workshops (#)	0	2019	Report of Workshop findings and recommendations approved by the Bank	P	0	0	0	1	1	P	0	0	0	20000	20000	Institutional Development	TBD	
						P(a)	0	0	0	1	1	P(a)	0	0	0	20000	20000			
						A						A								

Other Cost
------------

Total Cost

 CRF Indicator

 Standard Output Indicator

	2019	2020	2021	2022	Total Cost
P	\$25,000.00	\$95,000.00	\$30,000.00	\$140,000.00	\$290,000.00
P(a)		\$120,000.00	\$30,000.00	\$140,000.00	\$290,000.00
A					