






Results Matrix

Outcomes							
Outcome:	1 Biobusinesses financed by loan program PE-L1258 produce positive social and environmental impacts						
Indicators	Flags*	Unit of Measure	Baseline	Baseline Year	Means of verification	EOP	
1.1 Direct and indirect beneficiaries related to the companies and / or financed projects.		Beneficiaries (#)	0.00	2020	Reports of the financed companies compiled by COFIDE regarding the number of direct	P	2,000.00
						P(a)	
						A	
1.2 Hectares deforested in areas of action of the companies and / or financed projects.		Hectares per year	150,000.00	2020	Annual evaluation reports prepared by COFIDE	P	
						P(a)	140,000.00
						A	
1.3 Hectares under restoration, conservation and / or responsible management in areas of the companies		Hectares per year	0.00	2020	Annual evaluation reports prepared by COFIDE	P	
						P(a)	10,000.00
						A	
Outcome:	2 COFIDE is strengthened with regard to both their capacity to assess the social and environmental impacts of their nd to attract additional investment into the SPV related to the program PE-L1258						
Indicators	Flags*	Unit of Measure	Baseline	Baseline Year	Means of verification	EOP	
2.1 Government agencies strengthened in their technical and institutional capacities in bioeconomy issues		Agencies (#)	0.00	2020	Final report of the interventions at COFIDE and satisfaction survey of their directors with regard to COFIDE financial reports at the beginning and end of technical cooperation	P	1.00
						P(a)	
						A	
2.2 Percentage of forestry projects in COFIDE's loan portfolio.		Percentage	0.00	2020	Financial reports related to the SPV and provided by COFIDE at the beginning and the end of the technical	P	10.00
						P(a)	
						A	
2.3 Financial capitalization of the SPV of the bioeconomy project		USD Millions	20.00	2020		P	30.00
						P(a)	
						A	

 CRF Indicator


Outputs: Annual Physical and Financial Progress

1 Technical assistance and extension services to companies financed with financial instruments specially adapted to the bio-businesses derived from the PE-L1258 operation, as well as to their suppliers so that their operations are sustainable and profitable.						Physical Progress						Financial Progress						Theme	Fund	Flags
Outputs	Output Description	Unit of Measure	Baseline	Baseline Year	Means of verification	2021	2022	2023	2024	EOP	2021	2022	2023	2024	EOP					
1.1 Institutions trained	Technical support and / or extensionism provided to companies that participate in COFIDE's bioeconomy	Institutions (#)	0	2020	Training reports issued by COFIDE and approved by the Bank	P	3	8	10	4	25	P	150000	300000	750000	300000	1500000	Agricultural Productivity and Food Security	NCL	
						P(a)	3	8	10	4	25	P(a)					0			
						A						A								
2 Strengthening and building of the capacities of intermediary financial institutions (including non-regulated or unconventional ones) so that they can carry out an optimal placement and knowledge in matters of financial, environmental and social monitoring of the PE-L1258 program.						Physical Progress						Financial Progress						Theme	Fund	Flags
Outputs	Output Description	Unit of Measure	Baseline	Baseline Year	Means of verification	2021	2022	2023	2024	EOP	2021	2022	2023	2024	EOP					
2.1 Institutions trained	Strengthening and building capacities of intermediary financial institutions (including non-regulated or unconventional ones)	Institutions (#)	0	2020	Training reports issued by COFIDE and approved by the Bank	P	5	10	0	0	15	P	266667	533333	0	0	800000	Agricultural Productivity and Food Security	NCL	
						P(a)	5	10	0	0	15	P(a)					0			
						A						A								
3 Strengthening and building of COFIDE's capacities to promote sustainable investment for bio-businesses in the Amazon region of Peru and also to meet the financial, environmental and social goals of the PE-L1258 program.						Physical Progress						Financial Progress						Theme	Fund	Flags
Outputs	Output Description	Unit of Measure	Baseline	Baseline Year	Means of verification	2021	2022	2023	2024	EOP	2021	2022	2023	2024	EOP					
3.1 Institutional strengthening programs delivered	Training of COFIDE in: 1) environmental and social impact assessments for projects and 2) impact assessment and	Programs (#)	0	2020	Two final reports for the institutional strengthening programs (i.e. one for environmental and social impact assessments and	P	0	0	0	2	2	P	100000	100000	100000	100000	400000	Biodiversity and Ecosystem Conservation	NCL	
						P(a)	0	0	0	2	2	P(a)					0			
						A						A								
3.2 Tools designed/strengthened	Technological tools for financial, environmental and socio-economic impact analysis implemented in COFIDE	Tools (#)	0	2020	Verification of technological tools installed and implemented at COFIDE	P	2	2	2	2	2	P	120000	50000	50000		220000	Biodiversity and Ecosystem Conservation	NCL	
						P(a)	2	2	2	2	0	P(a)					0			
						A						A								
3.3 Awareness raising campaigns designed/implemented	Apoyo tecnico	Campaigns (#)	0	2020	Plan submitted to COFIDE	P	1	0	0	0	1	P	50000				50000	Agricultural Productivity and Food Security	NCL	
						P(a)	1	0	0	0	1	P(a)					0			
						A						A								
3.4 Studies of gender gaps in the biobusiness sector in the Amazonian region of Peru		Studies (#)	0	2020	Final Report presented to both IDB and COFIDE	P	0	0	0	1	1	P			15000	15000	30000	Gender and Diversity	NCL	
						P(a)					0	P(a)					0			
						A						A								

Other Cost

Total Cost

	2021	2022	2023	2024	Total Cost
P	\$686,667.00	\$983,333.00	\$915,000.00	\$415,000.00	\$3,000,000.00
P(a)					
A					

 CRF Indicator  Standard Output Indicator