






## Results Matrix

## Outcomes

<b>Outcome:</b>	1 Strengthen the capacity and human talent on Digital Government in LAC									
Indicators	Flags*	Unit of Measure	Baseline	Baseline Year	Means of verification		2019	2020	2021	EOP
1.1 Interventions implemented		Institutions (#)	0.00	2019	Digital government agencies that apply new solutions/technologies based on the experience of countries that integrate	P	0.00	1.00	1.00	2.00
						P(a)	0.00	1.00	1.00	
						A				
1.2 Countries with an Updated digital government strategy		Countries (#)	0.00	2019	Human talent as a central component in an Updated version of their Digital	P	0.00	1.00	2.00	3.00
						P(a)	0.00	1.00	2.00	
						A				

 CRF Indicator

## Outputs: Annual Physical and Financial Progress

1 e-Government pilot projects based on the Korean experience						Physical Progress				Financial Progress								
Outputs	Output Description	Unit of Measure	Baseline	Baseline Year	Means of verification	2019	2020	2021	EOP	2019	2020	2021	EOP	Theme	Fund	Flags		
1.1 Pilot interventions implemented	Design and implementation of pilot projects on e-government	Pilots (#)	0	2019	Final activity Report presented by Team Leader / Consultancy Report and Final Deliverable	P	1	1	0	2	P	0	100000	100000	200000	Institutional Development	KPC	
						P(a)	1	1	0	1	P(a)	0	100000	100000	200000			
						A				A								
2 Knowledge Exchange and Dissemination of best practices						Physical Progress				Financial Progress								
Outputs	Output Description	Unit of Measure	Baseline	Baseline Year	Means of verification	2019	2020	2021	EOP	2019	2020	2021	EOP	Theme	Fund	Flags		
2.1 Institutional arrangements aimed at regional coordination	Annual Meeting and Ministerial Meeting.	Arrangements (#)	0	2019	Final activity Report presented by Team Leader / Red GEALC website	P	1	1	0	2	P	60000	80000	0	140000	Institutional Development	KPC	
						P(a)	1	1	0	1	P(a)	60000	80000	0	80000			
						A				A								
2.2 Individuals Trained	Capacity building for digital government managers training.	Individuals (#)	0	2019	Final training activity Report presented by Team Leader	P	0	0	15	15	P	0	80000	0	80000	Institutional Development	KPC	
						P(a)	0	0	15	15	P(a)	0	80000	0	80000			
						A				A								
2.3 Individuals Trained	Study Tour for policymakers	Individuals (#)	0	2019	Final activity Report prepared by the consultant firm facilitating the training / Red GEALC website	P	0	0	10	10	P	0	0	110000	110000	Institutional Development	KPC	
						P(a)	0	0	10	10	P(a)	0	0	110000	110000			
						A				A								
2.4 Workshops organized	Korean e-government delegation visit to LAC	Workshops (#)	0	2019	Final activity Report presented by Team Leader / Red GEALC website	P	0	0	1	1	P	0	0	70000	70000	Institutional Development	KPC	
						P(a)	0	0	1	1	P(a)	0	0	70000	70000			
						A				A								

### Other Cost

### Total Cost

	2019	2020	2021	Total Cost
P	\$60,000.00	\$260,000.00	\$280,000.00	\$600,000.00
P(a)	\$60,000.00	\$260,000.00	\$280,000.00	\$540,000.00
A				

CRF Indicator

 Standard Output Indicator